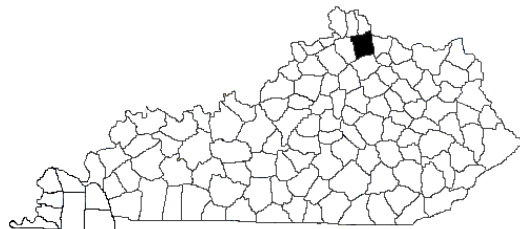


# Building Strong Families for Kentucky

## ..... in Pendleton County

Kenna Knight, County Extension Agent,  
Family and Consumer Sciences



Family and Consumer Sciences Extension is committed to improving the quality of life for individuals and families in Pendleton County resulting in strong families for Kentucky. Educational programs focus on:

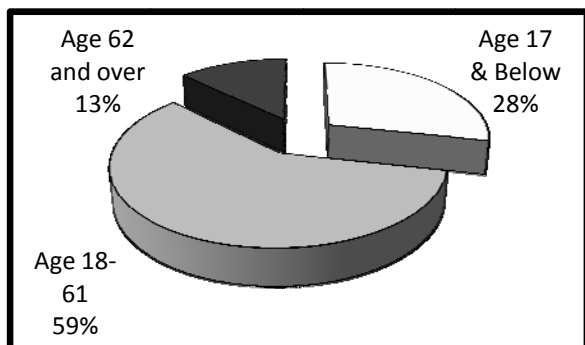
- Making Beneficial Lifestyle Choices***
- Nurturing Families***
- Embracing Life as You Age***
- Securing Financial Stability***
- Promoting Healthy Homes and Communities***
- Accessing Nutritious Food***
- Empowering Community Leaders***

Family and Consumer Sciences Extension made **20,851** contacts with Pendleton County families during 2007-2008.<sup>1</sup>

### Our People

The 2000 U.S. Census reported total population as **14,390**.<sup>2</sup> The graph below indicates the percentage by age group.

Figure 1. Population by Age Group<sup>2</sup> (n=14,390)



### Spotlight on . . .

## ***Making Beneficial Lifestyle Choices***



In collaboration with the local middle school, Extension offered a “Get Moving Kentucky” nine-week program to every sixth, seventh, and eighth grader. A total of 631 students set a goal to increase the number of steps taken each week. The average student walked over 11,000 steps with many students recording a steady increase in steps from the first week to the final week of the program. Follow up evaluations indicated that 84% of the youth enjoyed being physically active; 73% reported the program encouraged them to try new physical activities; and 78% reported they were more physically active since participating in the program.<sup>1</sup>

## Our Families

Using data from the 2000 U.S. Census, Pendleton County families can be described as follows:<sup>2</sup>

- **3,978** families reside in the county.
- **390** families (**9.8%**) live below poverty level.
- Median family income is **\$42,589**.
- **193** grandparents are responsible for the care of their grandchildren.

According to the Kentucky Cabinet for Health and Family Services, **2,109** people in Pendleton County receive food stamps. The average family food stamp benefit is **\$241.41** per month.<sup>3</sup>

In the county, **12** children live in out-of-home care.<sup>4</sup> In 2004, there were **16** incidents of adult abuse and **52** incidents of child abuse.<sup>5</sup>

### ***As a result of participation in Pendleton County Extension programs:***<sup>1</sup>

- **56** people adopted money management practices to reduce debt and/or increase savings.
- **250** people gained knowledge about safe storage, handling, and preparation of food.
- **50** people used safe practices to store, handle, and prepare food.
- **1,038** food stamp eligible or recipient families consumed more fruits and vegetables.

## Our Community

Unemployment rates are a key economic indicator. In September 2008, the rate of unemployment in Pendleton County was **7.1%**. This represented a **42%** increase from the September 2007 level of **5%**.<sup>6</sup>

Mortgage and bank card delinquency rates and foreclosure filings are important financial indicators of community well-being. In Pendleton County, 90-day mortgage delinquency rates have increased by **9%** and 60-day bank card delinquency rates have increased by **10%**.<sup>7</sup> In a six-month period (May through October 2008), **37** foreclosures were filed.<sup>8</sup>

Access to health insurance is another important factor contributing to family well-being. In Pendleton County, **11%** of the people under age 65 are uninsured.<sup>9</sup>

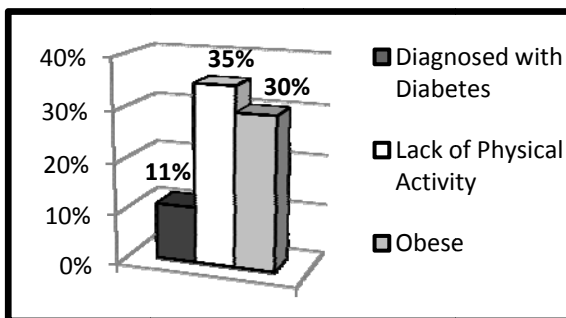
### ***As a result of participation in Pendleton County Extension programs:***<sup>1</sup>

- **129** adults or youth improved their ability to make informed and effective decisions.
- **33** adults and youth utilized improved communication, problem solving, and group process skills to address community needs.
- Pendleton County Extension is involved in **15** community coalitions.

## Our Health

The health of our people contributes to quality of life. The chart below illustrates health risks of adults in Pendleton County.

Figure 2. Health Risks.<sup>9</sup>



### ***As a result of participation in Pendleton County Extension programs:***<sup>1</sup>

- **1,200** people gained knowledge and skills to make lifestyle changes to improve their health.
- **150** people made lifestyle changes to improve physical health.
- **163** people implemented new practices to maintain their health and well-being.

### **Sources**

<sup>1</sup> Kentucky Cooperative Extension Service, Impacting Reporting, FY2008.

<sup>2</sup> U.S. Bureau of the Census, Census 2000.

<sup>3</sup> Kentucky Cabinet for Health and Family Services, Data Book, June 2008.

<sup>4</sup> Annie E. Casey Foundation, Kentucky KIDS COUNT, 2005.

<sup>5</sup> Kentucky Department for Public Health, County Health Priorities, 2004.

<sup>6</sup> Kentucky Office of Employment and Training, Kentucky Labor Force Estimates, September 2008.

<sup>7</sup> TransUnion LLC., Trend Data, Quarter 1 2008.

<sup>8</sup> Kentucky Administrative Office of the Courts, November, 2008.

<sup>9</sup> Kentucky Institute of Medicine, The Health of Kentucky: A County Assessment, 2007.