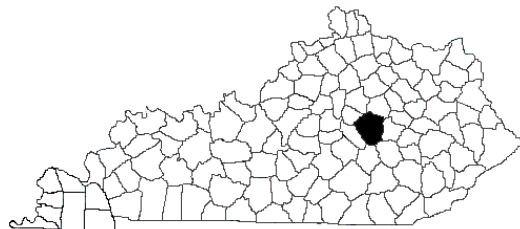


# Building Strong Families for Kentucky

## ..... in Madison County

Gina Noe, County Extension Agent,  
Family and Consumer Sciences



Family and Consumer Sciences Extension is committed to improving the quality of life for individuals and families in Madison County resulting in strong families for Kentucky. Educational programs focus on:

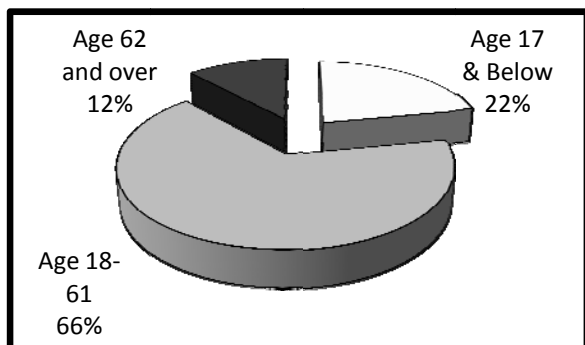
- Making Beneficial Lifestyle Choices***
- Nurturing Families***
- Embracing Life as You Age***
- Securing Financial Stability***
- Promoting Healthy Homes and Communities***
- Accessing Nutritious Food***
- Empowering Community Leaders***

Family and Consumer Sciences Extension made **49,009** contacts with Madison County families during 2007-2008.<sup>1</sup>

### Our People

The 2000 U.S. Census reported total population as **70,872**.<sup>2</sup> The graph below indicates the percentage by age group.

Figure 1. Population by Age Group<sup>2</sup> (n=70,872)



### Spotlight on . . .

## Securing Financial Stability



Employees who bring their financial problems to work lower productivity; lose customers and revenue; increase accidents, theft, health care costs and insurance premiums; and use work time to deal with financial issues. The Madison County FCS Agent piloted Money Crunch, a program on saving and investing for young adults entering the work force. Eighty-nine percent participants were more confident in their ability to build wealth and planned to make changes in financial habits such as preparing a budget, building an emergency fund, and paying off debt. They were also keeping track of spending, making better decisions about money management, and identifying ways to save money.<sup>1</sup>

## Our Families

Using data from the 2000 U.S. Census, Madison County families can be described as follows:<sup>2</sup>

- **18,303** families reside in the county.
- **2,204** families (**12%**) live below poverty level.
- Median family income is **\$41,383**.
- **546** grandparents are responsible for the care of their grandchildren.

According to the Kentucky Cabinet for Health and Family Services **10,606**, people in Madison County receive food stamps. The average family food stamp benefit is **\$226.44** per month.<sup>3</sup>

In the county, **38** children live in out-of-home care.<sup>4</sup> In 2004, there were **116** incidents of adult abuse and **225** incidents of child abuse.<sup>5</sup>

### *As a result of participation in Madison County Extension programs:<sup>1</sup>*

- **72** adult, dependent, and child care providers increased their care giving knowledge.
- **800** people adopted money management practices to reduce debt and/or increase savings.
- **2,004** people used safe practices to store, handle, and prepare food.

## Our Community

Unemployment rates are a key economic indicator. In September 2008, the rate of unemployment in Madison County was **5.6%**. This represented a **22%** increase from the September 2007 level of **4.6%**.<sup>6</sup>

Mortgage and bank card delinquency rates and foreclosure filings are important financial indicators of community well-being. In Madison County, 90-day mortgage delinquency rates have increased by **16%** and 60-day bank card delinquency rates have increased by **11%**.<sup>7</sup> In a six-month period (May through October 2008), **39** foreclosures were filed.<sup>8</sup>

Access to health insurance is another important factor contributing to family well-being. In Madison County, **13%** of the people under age 65 are uninsured.<sup>9</sup>

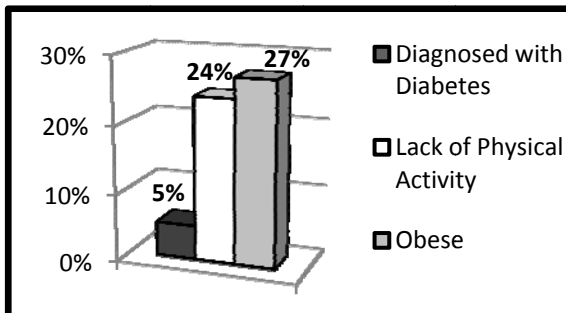
### *As a result of participation in Madison County Extension programs:<sup>1</sup>*

- **6,521** adults or youth improved their ability to make informed and effective decisions.
- **1,223** citizens enhanced their leadership skills by participating in leadership programs.
- **4,687** adults and youth utilized improved communication, problem solving, and group process skills to address community needs.
- Madison County Extension is involved in **50** community coalitions.

## Our Health

The health of our people contributes to quality of life. The chart below illustrates health risks of adults in Madison County.

Figure 2. Health Risks.<sup>9</sup>



### *As a result of participation in Madison County Extension programs:<sup>1</sup>*

- **3,878** people gained knowledge and skills to make lifestyle changes to improve their health.
- **3,502** people increased their use of radon testers, smoke detectors, fire extinguishers, and other devices to ensure personal safety.
- **1,746** people made lifestyle changes to improve physical health.
- **1,938** people implemented new practices to maintain their health and well-being.

### Sources

<sup>1</sup> Kentucky Cooperative Extension Service, Impacting Reporting, FY2008.

<sup>2</sup> U.S. Bureau of the Census, Census 2000.

<sup>3</sup> Kentucky Cabinet for Health and Family Services, Data Book, June 2008.

<sup>4</sup> Annie E. Casey Foundation, Kentucky KIDS COUNT, 2005.

<sup>5</sup> Kentucky Department for Public Health, County Health Priorities, 2004.

<sup>6</sup> Kentucky Office of Employment and Training, Kentucky Labor Force Estimates, September 2008.

<sup>7</sup> TransUnion LLC., Trend Data, Quarter 1 2008.

<sup>8</sup> Kentucky Administrative Office of the Courts, November, 2008.

<sup>9</sup> Kentucky Institute of Medicine, The Health of Kentucky: A County Assessment, 2007.