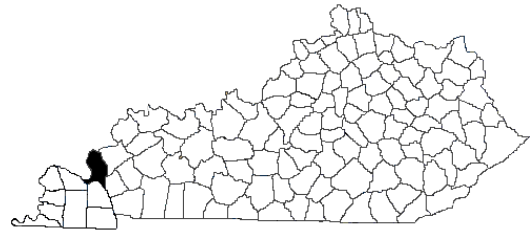


# Building Strong Families for Kentucky

## ..... in Livingston County

Annie Kingston, County Extension Agent,  
 Family and Consumer Sciences



Family and Consumer Sciences Extension is committed to improving the quality of life for individuals and families in Livingston County resulting in strong families for Kentucky. Educational programs focus on:

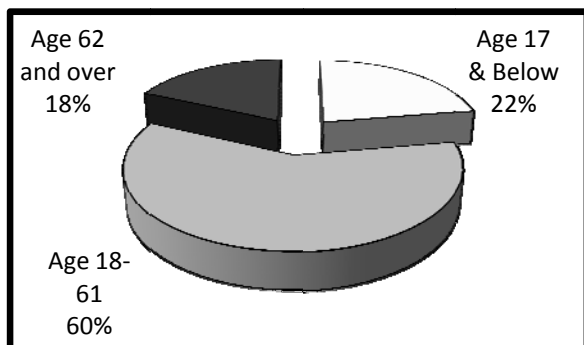
- Making Beneficial Lifestyle Choices***
- Nurturing Families***
- Embracing Life as You Age***
- Securing Financial Stability***
- Promoting Healthy Homes and Communities***
- Accessing Nutritious Food***
- Empowering Community Leaders***

Family and Consumer Sciences Extension made **17,986** contacts with Livingston County families during 2007-2008.<sup>1</sup>

### Our People

The 2000 U.S. Census reported total population as **9,804**.<sup>2</sup> The graph below indicates the percentage by age group.

Figure 1. Population by Age Group<sup>2</sup> (n=9,804)



### Spotlight on . . .

## Nurturing Families



The Livingston County Expanded Food and Nutrition Education Program and the FCS program have partnered with Livingston County Adult Education to conduct “Friday Night Family Fun” literacy programs. The family-based programs model reading to children, teach simple nutritious snacks, introduce families to new foods, provide an opportunity for parents and children to work together on a craft, and give each child or family a book to take home. Snap-Apple Night, Happy Harvest, and Valentine Adventures had approximately 100 participants. Many parents reported children have responded positively to the new nutritious foods and they have made an attempt to carry this new enthusiasm into the home.<sup>1</sup>

## Our Families

Using data from the 2000 U.S. Census, Livingston County families can be described as follows:<sup>2</sup>

- **2,870** families reside in the county.
- **219** families (**7.6%**) live below poverty level.
- Median family income is **\$39,486**.
- **54** grandparents are responsible for the care of their grandchildren.

According to the Kentucky Cabinet for Health and Family Services, **1,172** people in Livingston County receive food stamps. The average family food stamp benefit is **\$216.78** per month.<sup>3</sup>

In the county, **1** child lives in out-of-home care.<sup>4</sup> In 2004, there were **16** incidents of adult abuse and **15** incidents of child abuse.<sup>5</sup>

### *As a result of participation in Livingston County Extension programs:*<sup>1</sup>

- **43** people increased their knowledge and skills related to parenting and personal relationships.
- **13** adult, dependent, and child care providers increased their care giving knowledge.
- **32** people used safe practices to store, handle, and prepare food.
- **100%** of food stamp recipients or eligible recipients enrolled in the nutrition education program improved their diet.

## Our Community

Unemployment rates are a key economic indicator. In September 2008, the rate of unemployment in Livingston County was **5.2%**. This represented a **13%** increase from the September 2007 level of **4.6%**.<sup>6</sup>

Mortgage and bank card delinquency rates and foreclosure filings are important financial indicators of community well-being. In Livingston County, **2.33%** of mortgages are 90-days delinquent and 60-day bank card delinquency rates have increased by **102%**.<sup>7</sup> In a six-month period (May through October 2008), **16** foreclosures were filed.<sup>8</sup>

Access to health insurance is another important factor contributing to family well-being. In Livingston County, **13%** of the people under age 65 are uninsured.<sup>9</sup>

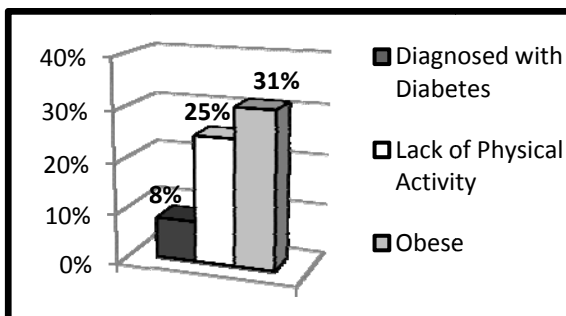
### *As a result of participation in Livingston County Extension programs:*<sup>1</sup>

- **121** people expanded their knowledge of economic development.
- **301** adults and youth utilized improved communication, problem solving, and group process skills to address community needs.
- Livingston County Extension is involved in **18** community coalitions.

## Our Health

The health of our people contributes to quality of life. The chart below illustrates health risks of adults in Livingston County.

Figure 2. Health Risks.<sup>9</sup>



### *As a result of participation in Livingston County Extension programs:*<sup>1</sup>

- **114** adults or youth improved their ability to make informed and effective decisions.
- **61** people made lifestyle changes to improve physical health.
- **31** people implemented new practices to maintain their health and well-being.

### Sources

<sup>1</sup> Kentucky Cooperative Extension Service, Impacting Reporting, FY2008.  
<sup>2</sup> U.S. Bureau of the Census, Census 2000.  
<sup>3</sup> Kentucky Cabinet for Health and Family Services, Data Book, June 2008.  
<sup>4</sup> Annie E. Casey Foundation, Kentucky KIDS COUNT, 2005.  
<sup>5</sup> Kentucky Department for Public Health, County Health Priorities, 2004.

<sup>6</sup> Kentucky Office of Employment and Training, Kentucky Labor Force Estimates, September 2008.

<sup>7</sup> TransUnion LLC., Trend Data, Quarter 1 2008.

<sup>8</sup> Kentucky Administrative Office of the Courts, November, 2008.

<sup>9</sup> Kentucky Institute of Medicine, The Health of Kentucky: A County Assessment, 2007.