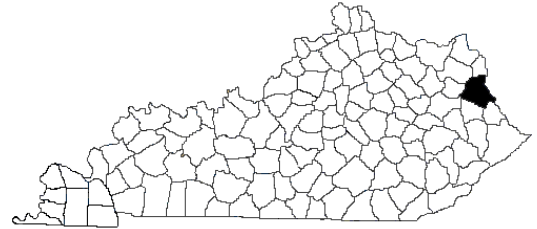


Building Strong Families for Kentucky

..... in Lawrence County

Stephanie Derifield, County Extension Agent,
 Family and Consumer Sciences



Family and Consumer Sciences Extension is committed to improving the quality of life for individuals and families in Lawrence County resulting in strong families for Kentucky. Educational programs focus on:

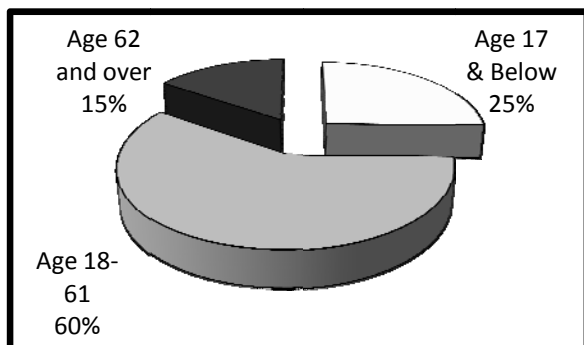
- Making Beneficial Lifestyle Choices***
- Nurturing Families***
- Embracing Life as You Age***
- Securing Financial Stability***
- Promoting Healthy Homes and Communities***
- Accessing Nutritious Food***
- Empowering Community Leaders***

Family and Consumer Sciences Extension made **21,116** contacts with Lawrence County families during 2007-2008.¹

Our People

The 2000 U.S. Census reported total population as **15,569**.² The graph below indicates the percentage by age group.

Figure 1. Population by Age Group² (n=15,569)



Spotlight on . . .

Making Beneficial Lifestyle Choices



The Extension Service, Health Department, and Three Rivers Medical Center (TRMC) "teamed-up" to promote lung health education and lung cancer prevention with grant funds from Health Education through Extension Leadership (HEEL). Two community events (Blaine & Louisa) were held providing health screenings including 54 lung function tests given by TRMC. Thirty-five home radon testing kits were provided to homeowners by the Kentucky Department of Public Health. Overall, approximately 383 adults/youth gained knowledge of the consequences of lung cancer risks not only from tobacco, but also from environmental factors such as radon gas. In addition, 10 smokers received nicotine replacement therapy and 13-week Cooper-Clayton cessation counseling sessions.¹

Our Families

Using data from the 2000 U.S. Census, Lawrence County families can be described as follows:²

- **4,490** families reside in the county.
- **1,135 families (25.3%)** live below poverty level.
- Median family income is **\$26,113**.
- **172** grandparents are responsible for the care of their grandchildren.

According to the Kentucky Cabinet for Health and Family Services, **4,461** people in Lawrence County receive food stamps. The average family food stamp benefit is **\$202.83** per month.³

In the county, **32** children live in out-of-home care.⁴ In 2004, there were **36** incidents of adult abuse and **68** incidents of child abuse.⁵

As a result of participation in Lawrence County Extension programs:¹

- **80** people increased their knowledge and skills related to parenting and personal relationships.
- **70** people adopted money management practices to reduce debt and/or increase savings.
- **225** people gained knowledge about safe storage, handling, and preparation of food.
- **130** people used safe practices to store, handle, and prepare food.

Our Community

Unemployment rates are a key economic indicator. In September 2008, the rate of unemployment in Lawrence County was **8.5%**. This represented a **16%** increase from the September 2007 level of **7.3%**.⁶

Mortgage and bank card delinquency rates and foreclosure filings are important financial indicators of community well-being. In Lawrence County, **2.04%** of mortgages are 90-days delinquent and 60-day bank card delinquency rates have increased by **4%**.⁷

Access to health insurance is another important factor contributing to family well-being. In Lawrence County, **16%** of the people under age 65 are uninsured.⁸

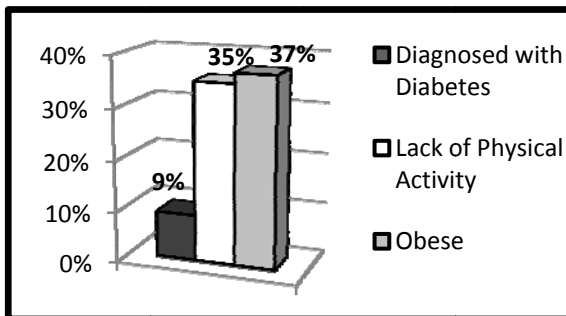
As a result of participation in Lawrence County Extension programs:¹

- **1,000** adults and youth improved their ability to make informed and effective decisions.
- **1,500** adults and youth utilized improved communication, problem solving, and group process skills to address community needs.
- Lawrence County Extension is involved in **9** community coalitions.

Our Health

The health of our people contributes to quality of life. The chart below illustrates health risks of adults in Lawrence County.

Figure 2. Health Risks.⁸



As a result of participation in Lawrence County Extension programs:¹

- **65** people increased their use of radon testers, smoke detectors, fire extinguishers, and other devices to ensure personal safety.
- **150** people made lifestyle changes to improve physical health.
- **125** people implemented new practices to maintain their health and well-being.

Sources

¹ Kentucky Cooperative Extension Service, Impacting Reporting, FY2008.

² U.S. Bureau of the Census, Census 2000.

³ Kentucky Cabinet for Health and Family Services, Data Book, June 2008.

⁴ Annie E. Casey Foundation, Kentucky KIDS COUNT, 2005.

⁵ Kentucky Department for Public Health, County Health Priorities, 2004.

⁶ Kentucky Office of Employment and Training, Kentucky Labor Force Estimates, September 2008.

⁷ TransUnion LLC., Trend Data, Quarter 1 2008.

⁸ Kentucky Institute of Medicine, The Health of Kentucky: A County Assessment, 2007.