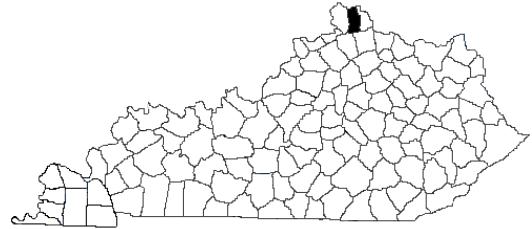


Building Strong Families for Kentucky

..... in Kenton County

Joan Bowling, Kathy Byrnes, and Linda Brown-Price,
County Extension Agents,
Family and Consumer Sciences



Family and Consumer Sciences Extension is committed to improving the quality of life for individuals and families in Kenton County resulting in strong families for Kentucky. Educational programs focus on:

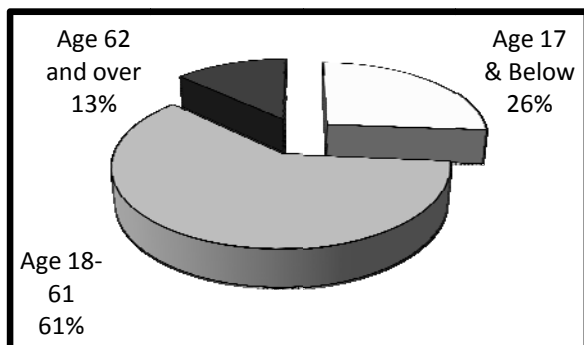
- Making Beneficial Lifestyle Choices***
- Nurturing Families***
- Embracing Life as You Age***
- Securing Financial Stability***
- Promoting Healthy Homes and Communities***
- Accessing Nutritious Food***
- Empowering Community Leaders***

Family and Consumer Sciences Extension made **51,805** contacts with Kenton County families during 2007-2008.¹

Our People

The 2000 U.S. Census reported total population as **151,464**.² The graph below indicates the percentage by age group.

Figure 1. Population by Age Group² (n=151,464)



Spotlight on . . .

Securing Financial Stability



In an effort to educate clientele about how to use technology to search for careers, apply successfully, and learn new interviewing skills, the Kenton County Extension Service Family and Consumer Science team offered two separate workshops on resume writing and interview skills needed to gain employment. Forty-four participants attended classes over a three week period that emphasized updating their resumes, creating an on-line resume, choosing a resume style, interviewing skills, and successful interview strategies. Classes also included sample questions and answers during the interview process along with dressing for the interview and dealing with difficult situations.

Our Families

Using data from the 2000 U.S. Census, Kenton County families can be described as follows:²

- **39,457** families reside in the county.
- **2,797** families (**7.1%**) live below poverty level.
- Median family income is **\$52,953**.
- **1,182** grandparents are responsible for the care of their grandchildren.

According to the Kentucky Cabinet for Health and Family Services, **16,750** people in Kenton County receive food stamps. The average family food stamp benefit is **\$240.03** per month.³

In the county, **320** children live in out-of-home care.⁴ In 2004, there were **340** incidents of adult abuse and **469** incidents of child abuse.⁵

As a result of participation in Kenton County Extension programs:¹

- **5220** food stamp eligible or recipient families received information on nutrition and food safety.
- **1685** people increased their knowledge and skills related to parenting and personal relationships through workshops and publication distribution.
- **181** adult, dependent, and child care providers increased their care giving knowledge.
- **611** people adopted money management practices to reduce debt and/or increase savings.

Our Community

Unemployment rates are a key economic indicator. In September 2008, the rate of unemployment in Kenton County was **6.1%**. This represented a **30%** increase from the September 2007 level of **4.7%**.⁶

Mortgage and bank card delinquency rates and foreclosure filings are important financial indicators of community well-being. In Kenton County, 90-day mortgage delinquency rates have increased by **13%** and 60-day bank card delinquency rates have increased by **20%**.⁷ In a six-month period (May through October 2008), **465** foreclosures were filed.⁸

Access to health insurance is another important factor contributing to family well-being. In Kenton County, **10%** of the people under age 65 are uninsured.⁹

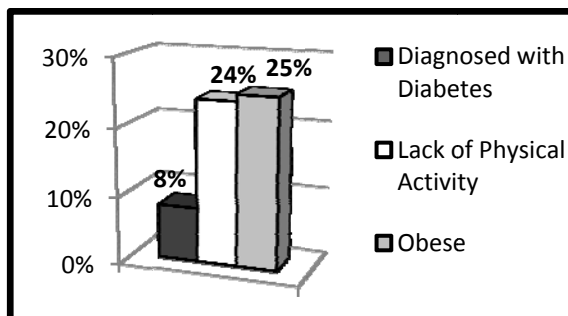
As a result of participation in Kenton County Extension programs:¹

- **399** adults and youth improved their ability to make informed and effective decisions.
- Kenton County FCS Extension is involved in **12** community coalitions.
- **102** citizens enhanced their leadership skills by participating in leadership programs through the Extension Homemakers.
- **\$2700** in scholarships were distributed by Kenton County Extension Homemakers.

Our Health

The health of our people contributes to quality of life. The chart below illustrates health risks of adults in Kenton County.

Figure 2. Health Risks.⁹



As a result of participation in Kenton County Extension programs:¹

- **269** people made lifestyle changes to improve physical health.
- **370** people implemented new practices through exercise and nutrition programs to maintain health and well-being.
- **57** individuals gained skills in conflict resolution and job employability through programs offered by the Extension office at the local Department of Corrections.
- **42** adults practiced safe, money saving food preservation skills through "hands on" workshops.

Sources

¹ Kentucky Cooperative Extension Service, Impacting Reporting, FY2008.

² U.S. Bureau of the Census, Census 2000.

³ Kentucky Cabinet for Health and Family Services, Data Book, June 2008.

⁴ Annie E. Casey Foundation, Kentucky KIDS COUNT, 2005.

⁵ Kentucky Department for Public Health, County Health Priorities, 2004.

⁶ Kentucky Office of Employment and Training, Kentucky Labor Force Estimates, September 2008.

⁷ TransUnion LLC., Trend Data, Quarter 1 2008.

⁸ Kentucky Administrative Office of the Courts, November, 2008.

⁹ Kentucky Institute of Medicine, The Health of Kentucky: A County Assessment, 2007.