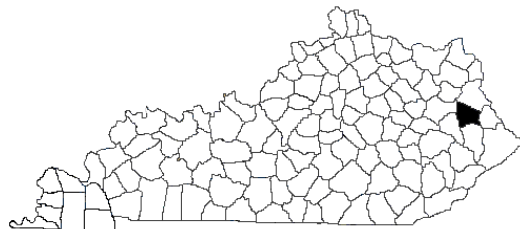


# Building Strong Families for Kentucky

## . . . . in Johnson County

Brenda Cockerham, County Extension Agent,  
 Family and Consumer Sciences



Family and Consumer Sciences Extension is committed to improving the quality of life for individuals and families in Johnson County resulting in strong families for Kentucky. Educational programs focus on:

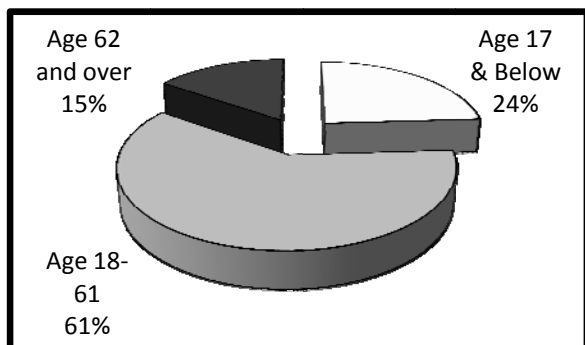
- Making Beneficial Lifestyle Choices***
- Nurturing Families***
- Embracing Life as You Age***
- Securing Financial Stability***
- Promoting Healthy Homes and Communities***
- Accessing Nutritious Food***
- Empowering Community Leaders***

Family and Consumer Sciences Extension made **8,537** contacts with Johnson County families during 2007-2008.<sup>1</sup>

### Our People

The 2000 U.S. Census reported total population as **23,445**.<sup>2</sup> The graph below indicates the percentage by age group.

Figure 1. Population by Age Group<sup>2</sup> (n=23,445)



### Spotlight on . . .

## Empowering Community Leaders



FCS program leadership advocates the integration of activities that complement the tourism mission. By creating tourism friendly activities, supporting local tourism related venues, and fostering hospitality programs and skills, the FCS program has been successful in enhancing a portion of income produced by this market and in increasing community leadership. Last year's FCS tourism leadership activities included: 1) teaching leadership skills to 100 Extension Homemakers by using the Southeast Kentucky Tourism Development Association's Leadership Toolbox; 2) leading SEKTDA's hospitality training, which included 30 Extension Homemaker leaders; and 3) the development of the area's first agri-tourism loop connecting 10 separate agricultural related businesses into one marketable, united loop.<sup>1</sup>

## Our Families

Using data from the 2000 U.S. Census, Johnson County families can be described as follows:<sup>2</sup>

- **6,877** families reside in the county.
- **1,491** families (**21.7%**) live below poverty level.
- Median family income is **\$29,142**.
- **270** grandparents are responsible for the care of their grandchildren.

According to the Kentucky Cabinet for Health and Family Services, **5,942** people in Johnson County receive food stamps. The average family food stamp benefit is **\$204.10** per month.<sup>3</sup>

In the county, **31** children live in out-of-home care.<sup>4</sup> In 2004, there were **134** incidents of adult abuse and **275** incidents of child abuse.<sup>5</sup>

### *As a result of participation in Johnson County Extension programs:*<sup>1</sup>

- **340** Food stamp eligible or recipient families consumed more fruits and vegetables daily.
- **250** people increased their knowledge and skills related to parenting and personal relationships.
- **150** people adopted money management practices to reduce debt and/or increase savings.
- **217** people used safe practices to store, handle and prepare food.

## Our Community

Unemployment rates are a key economic indicator. In September 2008, the rate of unemployment in Johnson County was **6.8%**. This represented a **13%** increase from the September 2007 level of **6%**.<sup>6</sup>

Mortgage and bank card delinquency rates and foreclosure filings are important financial indicators of community well-being. In Johnson County, **0.59%** of mortgages are 90-days delinquent and 60-day bank card delinquency rates have increased by **70%**.<sup>7</sup> In a six-month period (May through October 2008), **35** foreclosures were filed.<sup>8</sup>

Access to health insurance is another important factor contributing to family well-being. In Johnson County, **16%** of the people under age 65 are uninsured.<sup>9</sup>

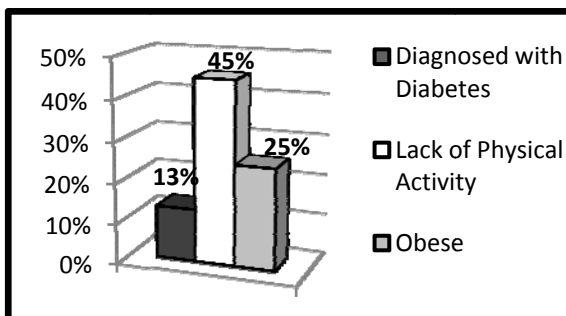
### *As a result of participation in Johnson County Extension programs:*<sup>1</sup>

- **200** adults and youth improved their ability to make informed and effective decisions.
- **155** adults and youth utilized improved skills in communication, problem solving, or group process in addressing community issues and needs.
- **715** people involved in addressing issues of their community.

## Our Health

The health of our people contributes to quality of life. The chart below illustrates health risks of adults in Johnson County.

Figure 2. Health Risks.<sup>9</sup>



### *As a result of participation in Johnson County Extension programs:*<sup>1</sup>

- **752** people gained knowledge and skills to make lifestyle changes to improve their health.
- **752** people made lifestyle changes to improve physical health.
- **50** people implemented new practices to maintain health and well-being.

### Sources

<sup>1</sup> Kentucky Cooperative Extension Service, Impacting Reporting, FY2008.  
<sup>2</sup> U.S. Bureau of the Census, Census 2000.  
<sup>3</sup> Kentucky Cabinet for Health and Family Services, Data Book, June 2008.  
<sup>4</sup> Annie E. Casey Foundation, Kentucky KIDS COUNT, 2005.  
<sup>5</sup> Kentucky Department for Public Health, County Health Priorities, 2004.

<sup>6</sup> Kentucky Office of Employment and Training, Kentucky Labor Force Estimates, September 2008.

<sup>7</sup> TransUnion LLC., Trend Data, Quarter 1 2008.

<sup>8</sup> Kentucky Administrative Office of the Courts, November, 2008.

<sup>9</sup> Kentucky Institute of Medicine, The Health of Kentucky: A County Assessment, 2007.