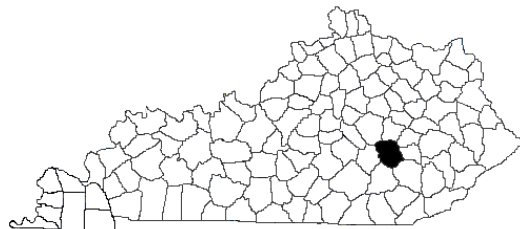


# Building Strong Families for Kentucky

## ..... in Jackson County

Michelle Smith, County Extension Agent,  
Family and Consumer Sciences



Family and Consumer Sciences Extension is committed to improving the quality of life for individuals and families in Jackson County resulting in strong families for Kentucky. Educational programs focus on:

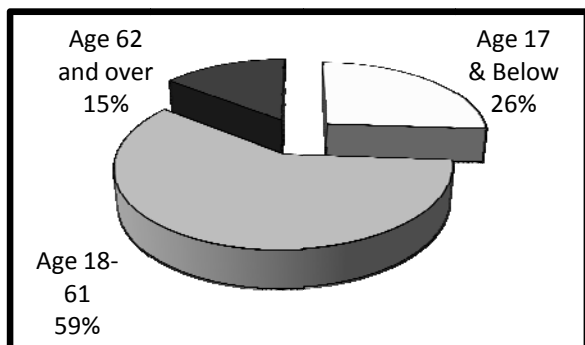
- Making Beneficial Lifestyle Choices***
- Nurturing Families***
- Embracing Life as You Age***
- Securing Financial Stability***
- Promoting Healthy Homes and Communities***
- Accessing Nutritious Food***
- Empowering Community Leaders***

Family and Consumer Sciences Extension made **14,362** contacts with Jackson County families during 2007-2008.<sup>1</sup>

### Our People

The 2000 U.S. Census reported total population as **13,495**.<sup>2</sup> The graph below indicates the percentage by age group.

Figure 1. Population by Age Group<sup>2</sup> (n=13,495)



### Spotlight on . . .

### ***Nurturing Families***



The Jackson and Knox County FCS agents partnered to provide low cost training to 150 personnel from 20 different childcare organizations including in-home day cares, licensed day care organizations, and Family Resource Youth Service Centers. Childcare providers/organizations saved approximately \$4500.00 in training and travel costs by attending these trainings offered locally by Extension. A six-month follow-up report indicated: 75% used stress management skills in working in the child care center; 80% evaluated their center environment and made changes including implementing curriculums; adding more reading and structured play time, restructuring centers, creating more effective schedules and using developmentally appropriate practices; and 50% were able to implement positive discipline techniques.<sup>1</sup>

## Our Families

Using data from the 2000 U.S. Census, Jackson County families can be described as follows:<sup>2</sup>

- **3,958** families reside in the county.
- **1,022 families (25.8%)** live below poverty level.
- Median family income is **\$23,638**.
- **181** grandparents are responsible for the care of their grandchildren.

According to the Kentucky Cabinet for Health and Family Services, **4,132** people in Jackson County receive food stamps. The average family food stamp benefit is **\$204.68** per month.<sup>3</sup>

In the county, **63** children live in out-of-home care.<sup>4</sup> In 2004, there were **6** incidents of adult abuse and **53** incidents of child abuse.<sup>5</sup>

### ***As a result of participation in Jackson County Extension programs:***<sup>1</sup>

- **100%** of food stamp recipients or eligible recipients enrolled in the nutrition education program improved their diet.
- **25** people increased their knowledge and skills related to parenting and personal relationships.
- **75** adult, dependent, and child care providers increased their care giving knowledge.
- **40** people adopted money management practices to reduce debt and/or increase savings.

## Our Community

Unemployment rates are a key economic indicator. In September 2008, the rate of unemployment in Jackson County was **10.5%**. This represented a **14%** decrease from the September 2007 level of **12.2%**.<sup>6</sup>

Mortgage and bank card delinquency rates and foreclosure filings are important financial indicators of community well-being. In Jackson County, **2.23%** of mortgages are 90-days delinquent and 60-day bank card delinquency rates have increased by **32%**.<sup>7</sup> In a six-month period (May through October 2008), **14** foreclosures were filed.<sup>8</sup>

Access to health insurance is another important factor contributing to family well-being. In Jackson County, **19%** of the people under age 65 are uninsured.<sup>9</sup>

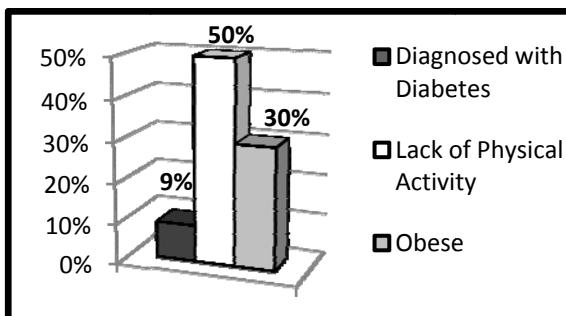
### ***As a result of participation in Jackson County Extension programs:***<sup>1</sup>

- **24** adults and youth utilized improved communication, problem solving and group process skills to address community needs and issues.
- Jackson County Extension is involved in **10** community coalitions.

## Our Health

The health of our people contributes to quality of life. The chart below illustrates health risks of adults in Jackson County.

Figure 2. Health Risks.<sup>9</sup>



### ***As a result of participation in Jackson County Extension programs:***<sup>1</sup>

- **125** people made lifestyle changes to improve physical health.
- **80** people implemented new practices to maintain health and well-being.
- **45** people increased their use of radon testers, smoke detectors, fire extinguishers, and other devices to ensure personal safety.

### **Sources**

<sup>1</sup> Kentucky Cooperative Extension Service, Impacting Reporting, FY2008.  
<sup>2</sup> U.S. Bureau of the Census, Census 2000.  
<sup>3</sup> Kentucky Cabinet for Health and Family Services, Data Book, June 2008.  
<sup>4</sup> Annie E. Casey Foundation, Kentucky KIDS COUNT, 2005.  
<sup>5</sup> Kentucky Department for Public Health, County Health Priorities, 2004.

<sup>6</sup> Kentucky Office of Employment and Training, Kentucky Labor Force Estimates, September 2008.

<sup>7</sup> TransUnion LLC., Trend Data, Quarter 1 2008.

<sup>8</sup> Kentucky Administrative Office of the Courts, November, 2008.

<sup>9</sup> Kentucky Institute of Medicine, The Health of Kentucky: A County Assessment, 2007.