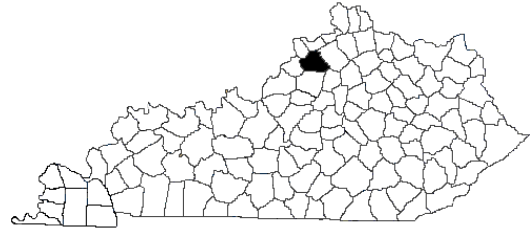


Building Strong Families for Kentucky

..... in Henry County

Maryellen Garrison, County Extension Agent,
Family and Consumer Sciences



Family and Consumer Sciences Extension is committed to improving the quality of life for individuals and families in Henry County resulting in strong families for Kentucky. Educational programs focus on:

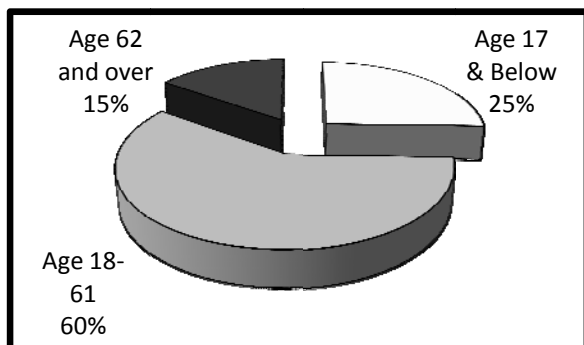
- Making Beneficial Lifestyle Choices***
- Nurturing Families***
- Embracing Life as You Age***
- Securing Financial Stability***
- Promoting Healthy Homes and Communities***
- Accessing Nutritious Food***
- Empowering Community Leaders***

Family and Consumer Sciences Extension made **8,229** contacts with Henry County families during 2007-2008.¹

Our People

The 2000 U.S. Census reported total population as **15,060**.² The graph below indicates the percentage by age group.

Figure 1. Population by Age Group² (n=15,060)



Spotlight on . . .

Securing Financial Stability



Henry County is a small rural community that wants economic growth compatible with a traditional agricultural heritage. The 8th Annual Harvest Showcase, sponsored by Cooperative Extension, reached over 3,000 citizens. Its purpose is to promote our agricultural heritage and businesses. There were over 100 booths. Surveys completed by 25% of the vendors indicated that they averaged selling about \$490 per booth and 13 reported follow up sales averaging \$700 each. Written evaluations: "We think that the Showcase is an important part of preserving and celebrating the agricultural heritage of our county and state. It enables the people of Henry and neighboring counties to know what we produce agriculturally and the local products you can purchase."¹

Our Families

Using data from the 2000 U.S. Census, Henry County families can be described as follows:²

- **4,331** families reside in the county.
- **452 families (10.4%)** live below poverty level.
- Median family income is **\$45,009**.
- **157** grandparents are responsible for the care of their grandchildren.

According to the Kentucky Cabinet for Health and Family Services, **1,823** people in Henry County receive food stamps. The average family food stamp benefit is **\$206.92** per month.³

In the county, **12** children live in out-of-home care.⁴ In 2004, there were **18** incidents of adult abuse and **36** incidents of child abuse.⁵

As a result of participation in Henry County Extension programs:¹

- **127** food stamp eligible or recipient families consumed more fruits and vegetables daily.
- **10** people gained knowledge about safe storage, handling and preparation of food.
- **20** people used safe practices to store, handle and prepare food.

Our Community

Unemployment rates are a key economic indicator. In September 2008, the rate of unemployment in Henry County was **6.8%**. This represented a **51%** increase from the September 2007 level of **4.5%**.⁶

Mortgage and bank card delinquency rates and foreclosure filings are important financial indicators of community well-being. In Henry County, **1.91%** of mortgages are 90-days delinquent and 60-day bank card delinquency rates have increased by **6%**.⁷ In a six-month period (May through October 2008), **58** foreclosures were filed.⁸

Access to health insurance is another important factor contributing to family well-being. In Henry County, **13%** of the people under age 65 are uninsured.⁹

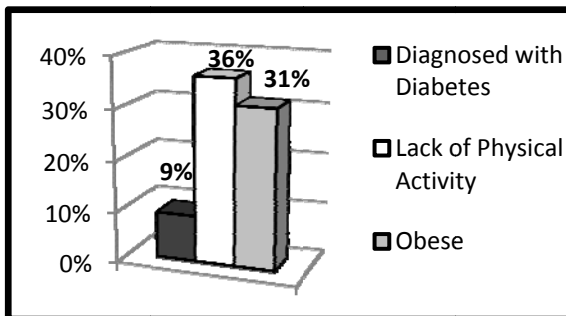
As a result of participation in Henry County Extension programs:¹

- **148** people expanded their knowledge of economic development.
- **87** adults and youth utilized improved communication, problem solving, and group process skills to address community needs.
- **32** people were involved in addressing issues of their community.

Our Health

The health of our people contributes to quality of life. The chart below illustrates health risks of adults in Henry County.

Figure 2. Health Risks.⁹



As a result of participation in Henry County Extension programs:¹

- **606** people gained knowledge and skills to make lifestyle changes to improve their health.
- **126** people made lifestyle changes to improve physical health.
- **34** people implemented new practices to maintain health and well-being.

Sources

¹ Kentucky Cooperative Extension Service, Impacting Reporting, FY2008.
² U.S. Bureau of the Census, Census 2000.
³ Kentucky Cabinet for Health and Family Services, Data Book, June 2008.
⁴ Annie E. Casey Foundation, Kentucky KIDS COUNT, 2005.
⁵ Kentucky Department for Public Health, County Health Priorities, 2004.

⁶ Kentucky Office of Employment and Training, Kentucky Labor Force Estimates, September 2008.

⁷ TransUnion LLC., Trend Data, Quarter 1 2008.

⁸ Kentucky Administrative Office of the Courts, November, 2008.

⁹ Kentucky Institute of Medicine, The Health of Kentucky: A County Assessment, 2007.