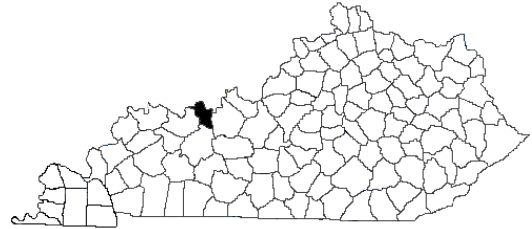


Building Strong Families for Kentucky

..... in Hancock County

Katie Englert, County Extension Agent,
Family and Consumer Sciences



Family and Consumer Sciences Extension is committed to improving the quality of life for individuals and families in Hancock County resulting in strong families for Kentucky. Educational programs focus on:

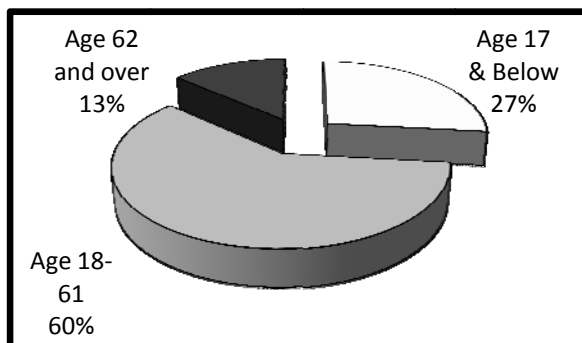
- Making Beneficial Lifestyle Choices***
- Nurturing Families***
- Embracing Life as You Age***
- Securing Financial Stability***
- Promoting Healthy Homes and Communities***
- Accessing Nutritious Food***
- Empowering Community Leaders***

Family and Consumer Sciences Extension made **10,418** contacts with Hancock County families during 2007-2008.¹

Our People

The 2000 U.S. Census reported total population as **8,392**.² The graph below indicates the percentage by age group.

Figure 1. Population by Age Group² (n=8,392)



Spotlight on . . .

Empowering Community Leaders



The FCS agent facilitated the True Colors Basic Awareness seminar to 78 local and regional community leaders/members who were interested in learning to bridge gaps in communication; respect themselves and others; and create a climate for effective leadership, teamwork, and learning. Ninety-one percent of attendees were able to better identify their own leadership skills, 97% stated that they would be able to identify potential leadership skills in others, 94% said that they would be able to work, communicate, and interact with others in a more positive way.¹

Our Families

Using data from the 2000 U.S. Census, Hancock County families can be described as follows:²

- **2,422** families reside in the county.
- **276** families (**11.4%**) live below poverty level.
- Median family income is **\$42,994**.
- **75** grandparents are responsible for the care of their grandchildren.

According to the Kentucky Cabinet for Health and Family Services, **976** people in Hancock County receive food stamps. The average family food stamp benefit is **\$230.66** per month.³

In the county, **24** children live in out-of-home care.⁴ In 2004, there were **4** incidents of adult abuse and **42** incidents of child abuse.⁵

As a result of participation in Hancock County Extension programs:¹

- **320** food stamp eligible or recipient families consumed more fruits and vegetables daily.
- **15** people gained knowledge about safe storage, handling and preparation of food.
- **135** people used safe practices to store, handle and prepare food.

Our Community

Unemployment rates are a key economic indicator. In September 2008, the rate of unemployment in Hancock County was **5.8%**. This represented an **18%** increase from the September 2007 level of **4.9%**.⁶

Mortgage and bank card delinquency rates and foreclosure filings are important financial indicators of community well-being. In Hancock County, 90-day mortgage delinquency rates have increased by **71%** and 60-day bank card delinquency rates have increased by **149%**.⁷ In a six-month period (May through October 2008), **6** foreclosures were filed.⁸

Access to health insurance is another important factor contributing to family well-being. In Hancock County, **8%** of the people under age 65 are uninsured.⁹

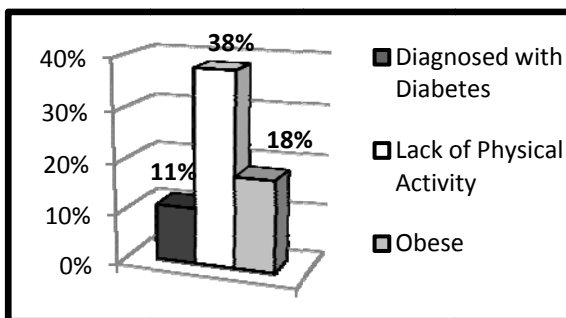
As a result of participation in Hancock County Extension programs:¹

- **18** people were involved in addressing issues of their community.
- Hancock County Extension is involved in **7** community coalitions.
- **27** people expanded their knowledge of economic development.

Our Health

The health of our people contributes to quality of life. The chart below illustrates health risks of adults in Hancock County.

Figure 2. Health Risks.⁹



As a result of participation in Hancock County Extension programs:¹

- **525** people gained knowledge and skills to make lifestyle changes to improve their health.
- **45** adults and youth improved their ability to make informed and effective decisions.

Sources

¹ Kentucky Cooperative Extension Service, Impacting Reporting, FY2008.

² U.S. Bureau of the Census, Census 2000.

³ Kentucky Cabinet for Health and Family Services, Data Book, June 2008.

⁴ Annie E. Casey Foundation, Kentucky KIDS COUNT, 2005.

⁵ Kentucky Department for Public Health, County Health Priorities, 2004.

⁶ Kentucky Office of Employment and Training, Kentucky Labor Force Estimates, September 2008.

⁷ TransUnion LLC., Trend Data, Quarter 1 2008.

⁸ Kentucky Administrative Office of the Courts, November, 2008.

⁹ Kentucky Institute of Medicine, The Health of Kentucky: A County Assessment, 2007.