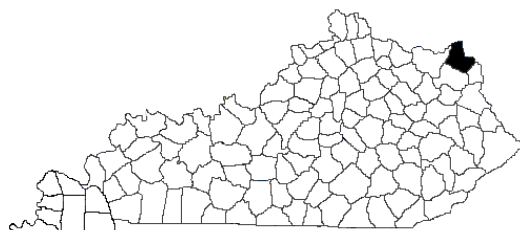


Building Strong Families for Kentucky

..... in Greenup County

Rita Spence, County Extension Agent,
 Family and Consumer Sciences



Family and Consumer Sciences Extension is committed to improving the quality of life for individuals and families in Greenup County resulting in strong families for Kentucky. Educational programs focus on:

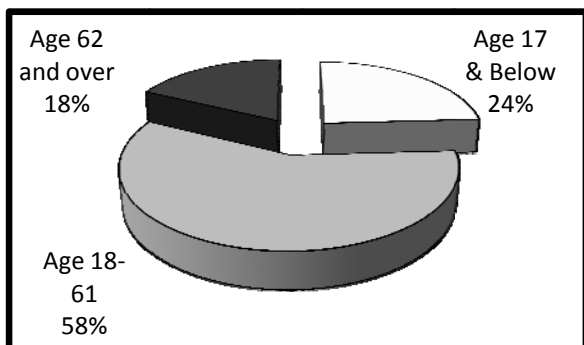
- Making Beneficial Lifestyle Choices***
- Nurturing Families***
- Embracing Life as You Age***
- Securing Financial Stability***
- Promoting Healthy Homes and Communities***
- Accessing Nutritious Food***
- Empowering Community Leaders***

Family and Consumer Sciences Extension made **9,221** contacts with Greenup County families during 2007-2008.¹

Our People

The 2000 U.S. Census reported total population as **36,891**.² The graph below indicates the percentage by age group.

Figure 1. Population by Age Group² (n=36,891)



Spotlight on . . .

Embracing Life as You Age



The “Active Aging” program focuses on the idea that wellness is a life-long process. The FCS agent contacted two hospital activity personnel to partner in providing classes in two different locations. Seventy people enrolled in the program. As a result of the program, one of the churches opened its indoor track to the community for individuals to walk on six days per week. Of the enrolled participants, 52 were involved in the entire twelve week session. Benefits reported by participants include friendships being re-kindled, feeling better, and being more flexible.¹

Our Families

Using data from the 2000 U.S. Census, Greenup County families can be described as follows:²

- **11,150** families reside in the county.
- **1,289 families (11.6%)** live below poverty level.
- Median family income is **\$38,928**.
- **303** grandparents are responsible for the care of their grandchildren.

According to the Kentucky Cabinet for Health and Family Services, **5,450** people in Greenup County receive food stamps. The average family food stamp benefit is **\$220.08** per month.³

In the county, **75** children live in out-of-home care.⁴ In 2004, there were **27** incidents of adult abuse and **131** incidents of child abuse.⁵

As a result of participation in Greenup County Extension programs:¹

- **1,788** food stamp eligible or recipient families consumed more fruits and vegetables daily.
- **88** people increased their knowledge and skills related to parenting and personal relationships.
- **45** adult, dependent, and child care providers increased their care giving knowledge.
- **40** people adopted money management practices to reduce debt and/or increase savings.

Our Community

Unemployment rates are a key economic indicator. In September 2008, the rate of unemployment in Greenup County was **6.6%**. This represented a **35%** increase from the September 2007 level of **4.9%**.⁶

Mortgage and bank card delinquency rates and foreclosure filings are important financial indicators of community well-being. In Greenup County, 90-day mortgage delinquency rates have increased by **5%** and **1.58%** of bank cards are 60-days delinquent.⁷ In a six-month period (May through October 2008), **46** foreclosures were filed.⁸

Access to health insurance is another important factor contributing to family well-being. In Greenup County, **13%** of the people under age 65 are uninsured.⁹

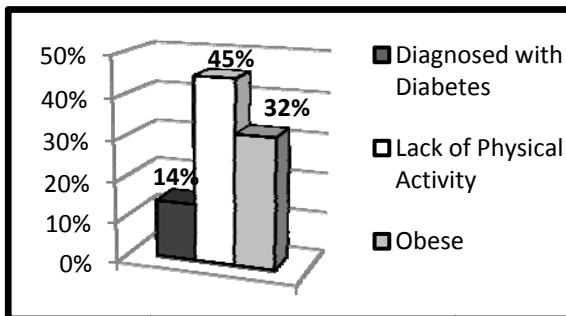
As a result of participation in Greenup County Extension programs:¹

- **465** adults and youth utilized improved communication, problem solving, and group process skills to address community needs.
- Greenup County Extension is involved in **74** community coalitions.

Our Health

The health of our people contributes to quality of life. The chart below illustrates health risks of adults in Greenup County.

Figure 2. Health Risks.⁹



As a result of participation in Greenup County Extension programs:¹

- **122** people made lifestyle changes to improve physical health.
- **58** people increased their use of radon testers, smoke detectors, fire extinguishers, and other devices to ensure personal safety.
- **74** people implemented new practices to maintain their health and well-being.

Sources

¹ Kentucky Cooperative Extension Service, Impacting Reporting, FY2008.

² U.S. Bureau of the Census, Census 2000.

³ Kentucky Cabinet for Health and Family Services, Data Book, June 2008.

⁴ Annie E. Casey Foundation, Kentucky KIDS COUNT, 2005.

⁵ Kentucky Department for Public Health, County Health Priorities, 2004.

⁶ Kentucky Office of Employment and Training, Kentucky Labor Force Estimates, September 2008.

⁷ TransUnion LLC., Trend Data, Quarter 1 2008.

⁸ Kentucky Administrative Office of the Courts, November, 2008.

⁹ Kentucky Institute of Medicine, The Health of Kentucky: A County Assessment, 2007.