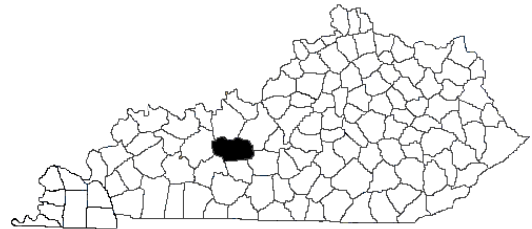


Building Strong Families for Kentucky

..... in Grayson County

Joan Martin, County Extension Agent,
 Family and Consumer Sciences



Family and Consumer Sciences Extension is committed to improving the quality of life for individuals and families in Grayson County resulting in strong families for Kentucky. Educational programs focus on:

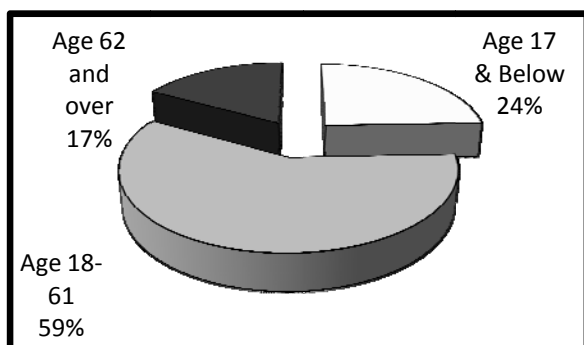
- Making Beneficial Lifestyle Choices***
- Nurturing Families***
- Embracing Life as You Age***
- Securing Financial Stability***
- Promoting Healthy Homes and Communities***
- Accessing Nutritious Food***
- Empowering Community Leaders***

Family and Consumer Sciences Extension made **9,607** contacts with Grayson County families during 2007-2008.¹

Our People

The 2000 U.S. Census reported total population as **24,053**.² The graph below indicates the percentage by age group.

Figure 1. Population by Age Group² (n=24,053)



Spotlight on . . .

Nurturing Families



The FCS agent teaches court ordered parenting classes but often parents fail to complete the class. Many of these parents did not have their children returned to their custody so the children were placed in relative care or foster care. The FCS agent decided to lengthen the curriculum to eight weeks from six weeks (an additional 4 hours of class), charge a fee of \$10 per parent, and promote the classes through the media and local churches. The result has been a significant increase in compliance with registration and completion of the class. Two classes (8 weeks each) have been completed since the changes were instituted. Approximately 80% of parents referred actually registered for the classes and 90% of those who registered have completed the class with 100% attendance.¹

Our Families

Using data from the 2000 U.S. Census, Grayson County families can be described as follows:²

- **6,989** families reside in the county.
- **970** families (**13.9%**) live below poverty level.
- Median family income is **\$33,080**.
- **261** grandparents are responsible for the care of their grandchildren.

According to the Kentucky Cabinet for Health and Family Services, **4,674** people in Grayson County receive food stamps. The average family food stamp benefit is **\$206.29** per month.³

In the county, **87** children live in out-of-home care.⁴ In 2004, there were **27** incidents of adult abuse and **99** incidents of child abuse.⁵

As a result of participation in Grayson County Extension programs:¹

- **1,188** food stamp eligible or recipient families consumed more fruits and vegetables daily.
- **25** people increased their knowledge and skills related to parenting and personal relationships.
- **315** number of people adopted money management practices to reduce debt and/or increase savings.
- **95** people used safe practices to store, handle and prepare food.

Our Community

Unemployment rates are a key economic indicator. In September 2008, the rate of unemployment in Grayson County was **9.9%**. This represented a **22%** increase from the September 2007 level of **8.1%**.⁶

Mortgage and bank card delinquency rates and foreclosure filings are important financial indicators of community well-being. In Grayson County, **1.33%** of mortgages are 90-days delinquent and 60-day bank card delinquency rates have increased by **51%**.⁷ In a six-month period (May through October 2008), **23** foreclosures were filed.⁸

Access to health insurance is another important factor contributing to family well-being. In Grayson County, **15%** of the people under age 65 are uninsured.⁹

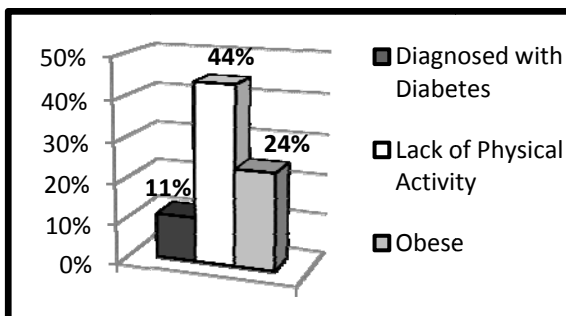
As a result of participation in Grayson County Extension programs:¹

- **80** citizens enhanced their leadership skills by participation in leadership programs.
- **37** people were involved in addressing issues of their community.
- **26** people increased their knowledge of how government works.

Our Health

The health of our people contributes to quality of life. The chart below illustrates health risks of adults in Grayson County.

Figure 2. Health Risks.⁹



As a result of participation in Grayson County Extension programs:¹

- **110** people made lifestyle changes to improve physical health.
- **485** people implemented new practices to maintain health and well-being.
- **73** people increased their use of radon testers, smoke detectors, fire extinguishers, and other devices to ensure personal safety.

Sources

¹ Kentucky Cooperative Extension Service, Impacting Reporting, FY2008.
² U.S. Bureau of the Census, Census 2000.
³ Kentucky Cabinet for Health and Family Services, Data Book, June 2008.
⁴ Annie E. Casey Foundation, Kentucky KIDS COUNT, 2005.
⁵ Kentucky Department for Public Health, County Health Priorities, 2004.

⁶ Kentucky Office of Employment and Training, Kentucky Labor Force Estimates, September 2008.

⁷ TransUnion LLC., Trend Data, Quarter 1 2008.

⁸ Kentucky Administrative Office of the Courts, November, 2008.

⁹ Kentucky Institute of Medicine, The Health of Kentucky: A County Assessment, 2007.