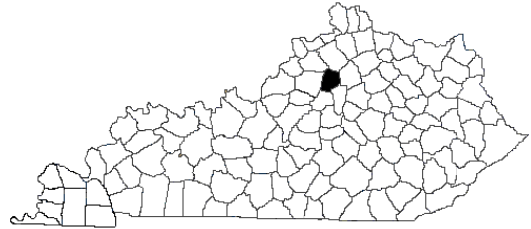


Building Strong Families for Kentucky

..... in Franklin County

Tamera Thomas, County Extension Agent,
Family and Consumer Sciences



Family and Consumer Sciences Extension is committed to improving the quality of life for individuals and families in Franklin County resulting in strong families for Kentucky. Educational programs focus on:

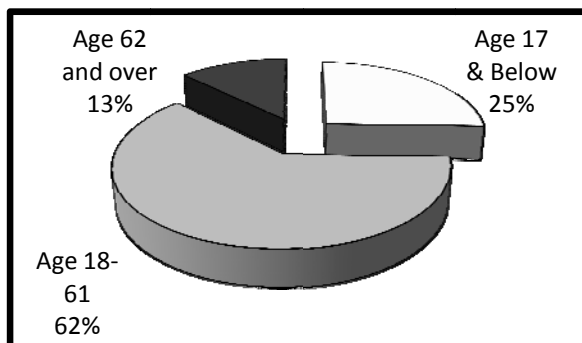
- Making Beneficial Lifestyle Choices***
- Nurturing Families***
- Embracing Life as You Age***
- Securing Financial Stability***
- Promoting Healthy Homes and Communities***
- Accessing Nutritious Food***
- Empowering Community Leaders***

Family and Consumer Sciences Extension made **6,840** contacts with Franklin County families during 2007-2008.¹

Our People

The 2000 U.S. Census reported total population as **47,687**.² The graph below indicates the percentage by age group.

Figure 1. Population by Age Group² (n=47,687)



Spotlight on . . .

Nurturing Families



In an effort to prevent child abuse in Franklin County, the Franklin County Extension Service piloted the Raising Kentuckians parenting program. The purpose of the research study was to learn which type of parenting education works best in helping parents and their children cultivate healthy relationships. The Franklin County Extension Service partnered with the Simon House, a residential transitional living program for women and children to teach Dr. Steven Bavolek's Nurturing Parenting curriculum.¹

Our Families

Using data from the 2000 U.S. Census, Franklin County families can be described as follows:²

- **12,831** families reside in the county.
- **891 families (6.9%)** live below poverty level.
- Median family income is **\$51,052**.
- **378** grandparents are responsible for the care of their grandchildren.

According to the Kentucky Cabinet for Health and Family Services, **5,773** people in Franklin County receive food stamps. The average family food stamp benefit is **\$226.87** per month.³

In the county, **77** children live in out-of-home care.⁴ In 2004, there were **54** incidents of adult abuse and **140** incidents of child abuse.⁵

As a result of participation in Franklin County Extension programs:¹

- **25** food stamp eligible or recipient families consumed more fruits and vegetables daily.
- **68** people adopted money management practices to reduce debt and/or increase savings.
- **38** people gained knowledge about safe storage, handling and preparation of food.
- **45** people used safe practices to store, handle and prepare food.
- Franklin County Extension is involved in **8** community coalitions.

Our Community

Unemployment rates are a key economic indicator. In September 2008, the rate of unemployment in Franklin County was **5.8%**. This represented a **32%** increase from the September 2007 level of **4.4%**.⁶

Mortgage and bank card delinquency rates and foreclosure filings are important financial indicators of community well-being. In Franklin County, **1.22%** of mortgages are 90-days delinquent and **1.38%** of bank cards are 60-days delinquent.⁷ In a six-month period (May through October 2008), **61** foreclosures were filed.⁸

Access to health insurance is another important factor contributing to family well-being. In Franklin County, **11%** of the people under age 65 are uninsured.⁹

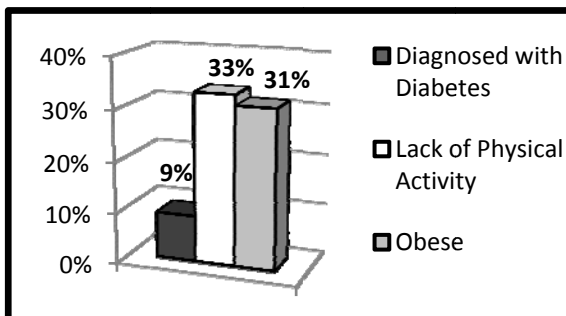
As a result of participation in Franklin County Extension programs:¹

- **18** citizens enhanced their leadership skills by participation in leadership programs.
- **45** people were involved in addressing issues of their community.

Our Health

The health of our people contributes to quality of life. The chart below illustrates health risks of adults in Franklin County.

Figure 2. Health Risks.⁹



As a result of participation in Franklin County Extension programs:¹

- **210** people gained knowledge and skills to make lifestyle changes to improve their health.
- **50** people made lifestyle changes to improve physical health.
- **50** people increased their use of radon testers, smoke detectors, fire extinguishers, and other devices to ensure personal safety.

Sources

¹ Kentucky Cooperative Extension Service, Impacting Reporting, FY2008.

² U.S. Bureau of the Census, Census 2000.

³ Kentucky Cabinet for Health and Family Services, Data Book, June 2008.

⁴ Annie E. Casey Foundation, Kentucky KIDS COUNT, 2005.

⁵ Kentucky Department for Public Health, County Health Priorities, 2004.

⁶ Kentucky Office of Employment and Training, Kentucky Labor Force Estimates, September 2008.

⁷ TransUnion LLC., Trend Data, Quarter 1 2008.

⁸ Kentucky Administrative Office of the Courts, November, 2008.

⁹ Kentucky Institute of Medicine, The Health of Kentucky: A County Assessment, 2007.