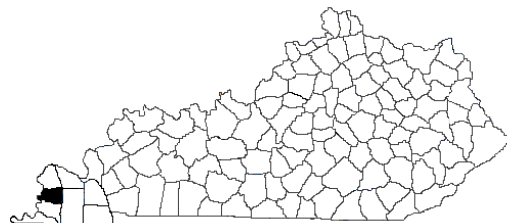


Building Strong Families for Kentucky

..... in Carlisle County

Sara Bogle, County Extension Agent,
Family and Consumer Sciences



Family and Consumer Sciences Extension is committed to improving the quality of life for individuals and families in Carlisle County resulting in strong families for Kentucky. Educational programs focus on:

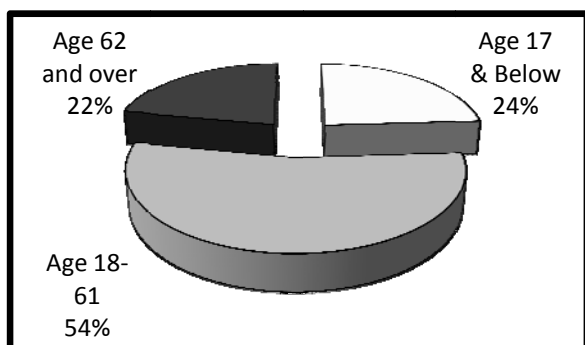
- Making Beneficial Lifestyle Choices***
- Nurturing Families***
- Embracing Life as You Age***
- Securing Financial Stability***
- Promoting Healthy Homes and Communities***
- Accessing Nutritious Food***
- Empowering Community Leaders***

Family and Consumer Sciences Extension made **7,356** contacts with Carlisle County families during 2007-2008.¹

Our People

The 2000 U.S. Census reported total population as **5,351**.² The graph below indicates the percentage by age group.

Figure 1. Population by Age Group² (n=5,351)



Spotlight on . . .

Securing Financial Stability



In 2008 the government made available Economic Stimulus Payments. This required everyone to file an income tax return in order to receive their payment, even if they normally did not. The agent made the forms available for everyone at the Extension Office. The agent also set up appointment times with 12 people who requested individual help with their return. There is no AARP or free service available in the county for the residents. One resident stated, "I'm so glad I could come over here to get my information. I probably wouldn't have gotten it done otherwise". As a result of these actions, the 12 people are known to have received \$5,100 in economic stimulus payments.¹

Our Families

Using data from the 2000 U.S. Census, Carlisle County families can be described as follows:²

- **1,584** families reside in the county.
- **166 families (10.5%)** live below poverty level.
- Median family income is **\$33,433**.
- **36** grandparents are responsible for the care of their grandchildren.

According to the Kentucky Cabinet for Health and Family Services, **610** people in Carlisle County receive food stamps. The average family food stamp benefit is **\$197.89** per month.³

In the county, **5** children live in out-of-home care.⁴ In 2004, there were **78** incidents of adult abuse and **11** incidents of child abuse.⁵

As a result of participation in Carlisle County Extension programs:¹

- **175** adults and youth improved practical living skills.
- **2** people gained knowledge about safe storage, handling and preparation of food.
- **5** people used safe practices to store, handle and prepare food.
- **349** food stamp eligible or recipient families consumed more fruits and vegetables daily.

Our Community

Unemployment rates are a key economic indicator. In September 2008, the rate of unemployment in Carlisle County was **6%**. This represented a **5%** increase from the September 2007 level of **5.7%**.⁶

Mortgage and bank card delinquency rates and foreclosure filings are important financial indicators of community well-being. In Carlisle County, **0.78%** of mortgages are 90-days delinquent and **0.74%** of bank cards are 60-days delinquent.⁷

Access to health insurance is another important factor contributing to family well-being. In Carlisle County, **15%** of the people under age 65 are uninsured.⁸

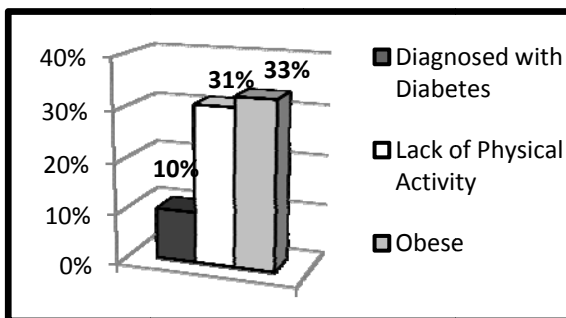
As a result of participation in Carlisle County Extension programs:¹

- **6** citizens enhanced their leadership skills by participation in leadership programs.
- Carlisle County Extension is involved in **7** community coalitions.

Our Health

The health of our people contributes to quality of life. The chart below illustrates health risks of adults in Carlisle County.

Figure 2. Health Risks.⁸



As a result of participation in Carlisle County Extension programs:¹

- **9** people gained knowledge and skills to make lifestyle changes to improve their health.
- **8** people made lifestyle changes to improve physical health.
- **3** people increased their use of radon testers, smoke detectors, fire extinguishers, and other devices to ensure personal safety.

Sources

¹ Kentucky Cooperative Extension Service, Impacting Reporting, FY2008.

² U.S. Bureau of the Census, Census 2000.

³ Kentucky Cabinet for Health and Family Services, Data Book, June 2008.

⁴ Annie E. Casey Foundation, Kentucky KIDS COUNT, 2005.

⁵ Kentucky Department for Public Health, County Health Priorities, 2004.

⁶ Kentucky Office of Employment and Training, Kentucky Labor Force Estimates, September 2008.

⁷ TransUnion LLC., Trend Data, Quarter 1 2008.

⁸ Kentucky Institute of Medicine, The Health of Kentucky: A County Assessment, 2007.