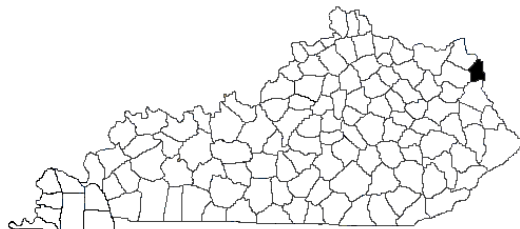


# Building Strong Families for Kentucky

## ..... in Boyd County

Suellen Zornes, County Extension Agent,  
Family and Consumer Sciences



Family and Consumer Sciences Extension is committed to improving the quality of life for individuals and families in Boyd County resulting in strong families for Kentucky. Educational programs focus on:

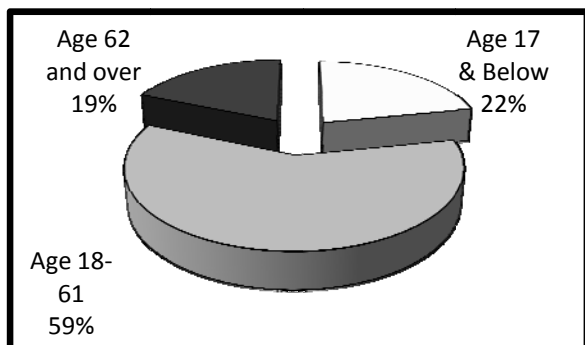
- Making Beneficial Lifestyle Choices***
- Nurturing Families***
- Embracing Life as You Age***
- Securing Financial Stability***
- Promoting Healthy Homes and Communities***
- Accessing Nutritious Food***
- Empowering Community Leaders***

Family and Consumer Sciences Extension made **8,368** contacts with Boyd County families during 2007-2008.<sup>1</sup>

### Our People

The 2000 U.S. Census reported total population as **49,752**.<sup>2</sup> The graph below indicates the percentage by age group.

Figure 1. Population by Age Group<sup>2</sup> (n=49,752)



### Spotlight on . . .

## Accessing Nutritious Food



Decreasing use of sodium in the diet is one recommendation to minimize risk of high blood pressure. "Spice up Your Health," taught by the FCS agent, educated participants in how to grow, harvest, and store herbs throughout the year. Participants learned how to use herbs and spices in everyday food preparation, and how to use herbs and spices as an alternative to sodium in the diet. Ninety-two percent of the participants learned the difference between herbs and spices. One hundred percent learned how to use herbs/spices in everyday food preparation.<sup>1</sup>

## Our Families

Using data from the 2000 U.S. Census, Boyd County families can be described as follows:<sup>2</sup>

- **14,267** families reside in the county.
- **1,636** families (**11.5%**) live below poverty level.
- Median family income is **\$41,125**.
- **416** grandparents are responsible for the care of their grandchildren.

According to the Kentucky Cabinet for Health and Family Services, **8,389** people in Boyd County receive food stamps. The average family food stamp benefit is **\$219.05** per month.<sup>3</sup>

In the county, **700** children live in out-of-home care.<sup>4</sup> In 2004, there were **32** incidents of adult abuse and **176** incidents of child abuse.<sup>5</sup>

### *As a result of participation in Boyd County Extension programs:<sup>1</sup>*

- **1,333** food stamp eligible or recipient families consumed more fruits and vegetables daily.
- **1,965** adults and youth improved their ability to make informed and effective decisions.
- **55** people adopted money management practices to reduce debt and/or increase savings.
- **100** people used safe practices to store, handle and prepare food.

## Our Community

Unemployment rates are a key economic indicator. In September 2008, the rate of unemployment in Boyd County was **5.9%**. This represented a **28%** increase from the September 2007 level of **4.6%**.<sup>6</sup>

Mortgage and bank card delinquency rates and foreclosure filings are important financial indicators of community well-being. In Boyd County, 90-day mortgage delinquency rates have increased by **109%** and **1.88%** of bank cards are 60-days delinquent.<sup>7</sup> In a six-month period (May through October 2008), **97** foreclosures were filed.<sup>8</sup>

Access to health insurance is another important factor contributing to family well-being. In Boyd County, **13%** of the people under age 65 are uninsured.<sup>9</sup>

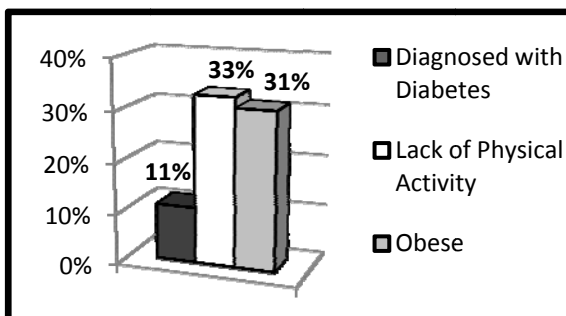
### *As a result of participation in Boyd County Extension programs:<sup>1</sup>*

- **270** citizens enhanced their leadership skills by participation in leadership programs.
- **463** adults and youth utilized improved communication, problem solving, and group process skills to address community needs.
- **299** people involved in addressing issues of their community.
- Boyd County Extension is involved in **18** community coalitions.

## Our Health

The health of our people contributes to quality of life. The chart below illustrates health risks of adults in Boyd County.

Figure 2. Health Risks.<sup>9</sup>



### *As a result of participation in Boyd County Extension programs:<sup>1</sup>*

- **41** people made lifestyle changes to improve physical health.
- **75** people implemented new practices to maintain health and well-being.
- **175** people increased their use of radon testers, smoke detectors, fire extinguishers, and other devices to ensure personal safety.

### Sources

<sup>1</sup> Kentucky Cooperative Extension Service, Impacting Reporting, FY2008.

<sup>2</sup> U.S. Bureau of the Census, Census 2000.

<sup>3</sup> Kentucky Cabinet for Health and Family Services, Data Book, June 2008.

<sup>4</sup> Annie E. Casey Foundation, Kentucky KIDS COUNT, 2005.

<sup>5</sup> Kentucky Department for Public Health, County Health Priorities, 2004.

<sup>6</sup> Kentucky Office of Employment and Training, Kentucky Labor Force Estimates, September 2008.

<sup>7</sup> TransUnion LLC., Trend Data, Quarter 1 2008.

<sup>8</sup> Kentucky Administrative Office of the Courts, November, 2008.

<sup>9</sup> Kentucky Institute of Medicine, The Health of Kentucky: A County Assessment, 2007.