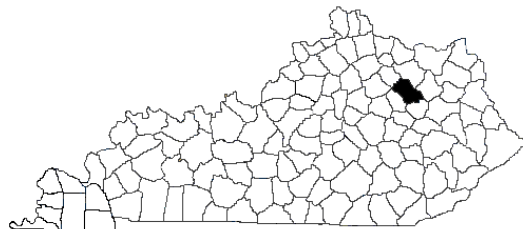


Building Strong Families for Kentucky

..... in Bath County

(Currently Vacant), County Extension Agent,
 Family and Consumer Sciences



Family and Consumer Sciences Extension is committed to improving the quality of life for individuals and families in Bath County resulting in strong families for Kentucky. Educational programs focus on:

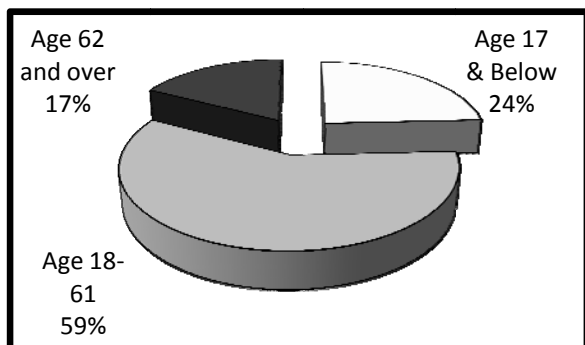
- Making Beneficial Lifestyle Choices***
- Nurturing Families***
- Embracing Life as You Age***
- Securing Financial Stability***
- Promoting Healthy Homes and Communities***
- Accessing Nutritious Food***
- Empowering Community Leaders***

Family and Consumer Sciences Extension made **6,124** contacts with Bath County families during 2007-2008.¹

Our People

The 2000 U.S. Census reported total population as **11,085**.² The graph below indicates the percentage by age group.

Figure 1. Population by Age Group² (n=11,085)



Spotlight on . . .

Embracing Life as You Age



An Estate Planning Workshop was held Bath County Extension to help farm families and others better prepare their estates for a smooth transition after death; therefore, saving their heirs money, frustration, stress, and time. Session topics included estate plan goals, asset ownership and transfer, tools to use while living, and farm and small business options. Resource people from UK, local attorneys, health care providers, and accountants helped to present this program. The 36 participants indicated that financial knowledge had been gained and all would begin or redo their estate plan.¹

Our Families

Using data from the 2000 U.S. Census, Bath County families can be described as follows:²

- **3,214** families reside in the county.
- **527** families (**16.4%**) live below poverty level.
- Median family income is **\$31,758**.
- **57** grandparents are responsible for the care of their grandchildren.

According to the Kentucky Cabinet for Health and Family Services, **2,847** people in Bath County receive food stamps. The average family food stamp benefit is **\$221.77** per month.³

In the county, **44** children live in out-of-home care.⁴ In 2004, there were **43** incidents of adult abuse and **57** incidents of child abuse.⁵

As a result of participation in Bath County Extension programs:¹

- **1,900** adults and youth improved their ability to make informed and effective decisions.
- **340** people adopted money management practices to reduce debt and/or increase savings.
- **414** people used safe practices to store, handle and prepare food.

Our Community

Unemployment rates are a key economic indicator. In September 2008, the rate of unemployment in Bath County was **7.3%**. This represented a **14%** increase from the September 2007 level of **6.4%**.⁶

Mortgage and bank card delinquency rates and foreclosure filings are important financial indicators of community well-being. In Bath County, 90-day mortgage delinquency rates have increased by **64%** and **2.23%** of bank cards are 60-days delinquent.⁷ In a six-month period (May through October 2008), **1** foreclosure was filed.⁸

Access to health insurance is another important factor contributing to family well-being. In Bath County, **17%** of the people under age 65 are uninsured.⁹

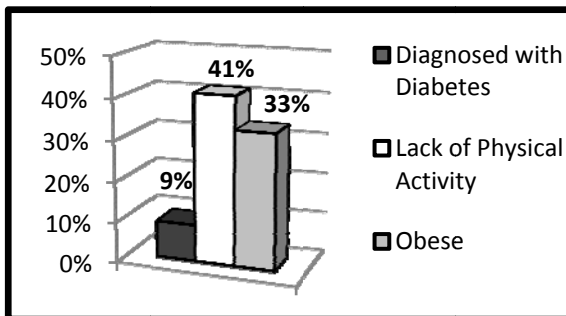
As a result of participation in Bath County Extension programs:¹

- **2,165** adults and youth utilized improved communication, problem solving, and group process skills to address community needs.
- **192** people expanded their knowledge of economic development.
- **56** people were involved in addressing issues of their community.

Our Health

The health of our people contributes to quality of life. The chart below illustrates health risks of adults in Bath County.

Figure 2. Health Risks.⁹



As a result of participation in Bath County Extension programs:¹

- **120** people implemented new practices to maintain health and well-being
- **20** joint programs with community partners focused on comprehensive health maintenance.
- **90** people increased their use of radon testers, smoke detectors, fire extinguishers, and other devices to ensure personal safety.

Sources

¹ Kentucky Cooperative Extension Service, Impacting Reporting, FY2008.
² U.S. Bureau of the Census, Census 2000.
³ Kentucky Cabinet for Health and Family Services, Data Book, June 2008.
⁴ Annie E. Casey Foundation, Kentucky KIDS COUNT, 2005.
⁵ Kentucky Department for Public Health, County Health Priorities, 2004.

⁶ Kentucky Office of Employment and Training, Kentucky Labor Force Estimates, September 2008.

⁷ TransUnion LLC., Trend Data, Quarter 1 2008.

⁸ Kentucky Administrative Office of the Courts, November, 2008.

⁹ Kentucky Institute of Medicine, The Health of Kentucky: A County Assessment, 2007.