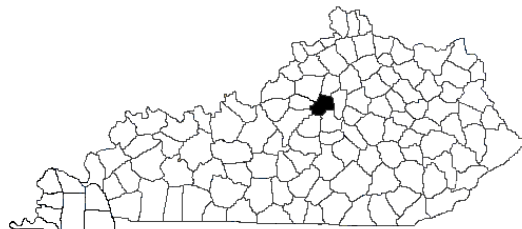


Building Strong Families for Kentucky

..... in Anderson County

Sara Talbott, County Extension Agent,
Family and Consumer Sciences



Family and Consumer Sciences Extension is committed to improving the quality of life for individuals and families in Anderson County resulting in strong families for Kentucky. Educational programs focus on:

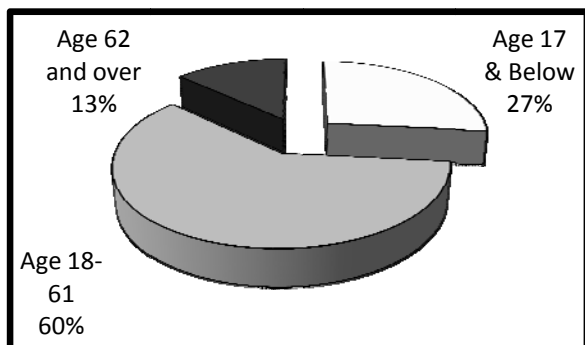
- Making Beneficial Lifestyle Choices***
- Nurturing Families***
- Embracing Life as You Age***
- Securing Financial Stability***
- Promoting Healthy Homes and Communities***
- Accessing Nutritious Food***
- Empowering Community Leaders***

Family and Consumer Sciences Extension made **11,903** contacts with Anderson County families during 2007-2008.¹

Our People

The 2000 U.S. Census reported total population as **19,111**.² The graph below indicates the percentage by age group.

Figure 1. Population by Age Group² (n=19,111)



Spotlight on . . .

Securing Financial Stability



“Dollars and Sense for Women” was a program developed and taught by the Family and Consumer Sciences agent to twelve families in the county. The program emphasized calculating assets, managing credit, reducing debt, and record keeping. Participants indicate they now track daily spending habits, prepare a monthly spending plan or budget, identify ways to decrease spending, increase income, and use budgeting tools that will help them manage their money.¹

Our Families

Using data from the 2000 U.S. Census, Anderson County families can be described as follows:²

- **5,564** families reside in the county.
- **267 families (4.8%)** live below poverty level.
- Median family income is **\$50,837**.
- **77** grandparents are responsible for the care of their grandchildren.

According to the Kentucky Cabinet for Health and Family Services, **1,892** people in Anderson County receive food stamps. The average family food stamp benefit is **\$258.18** per month.³

In the county, **35** children live in out-of-home care.⁴ In 2004, there were **44** incidents of adult abuse and **95** incidents of child abuse.⁵

As a result of participation in Anderson County Extension programs:¹

- **289** adults and youth improved their ability to make informed and effective decisions.
- **298** adults and youth improved practical living skills.
- **370** youth gained one or more life skills.

Our Community

Unemployment rates are a key economic indicator. In September 2008, the rate of unemployment in Anderson County was **7%**. This represented a **46%** increase from the September 2007 level of **4.8%**.⁶

Mortgage and bank card delinquency rates and foreclosure filings are important financial indicators of community well-being. In Anderson County, 90-day mortgage delinquency rates have increased by **17%** and 60-day bank card delinquency rates have increased by **120%**.⁷ In a six-month period (May through October 2008), **91** foreclosures were filed.⁸

Access to health insurance is another important factor contributing to family well-being. In Anderson County, **9%** of the people under age 65 are uninsured.⁹

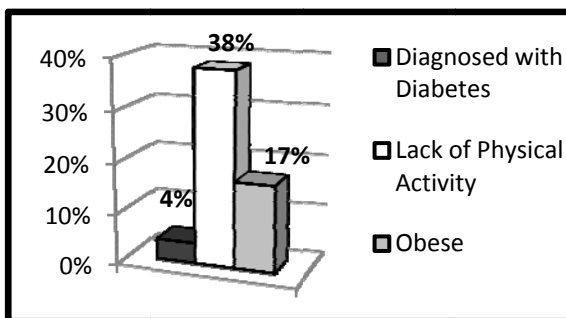
As a result of participation in Anderson County Extension programs:¹

- **40** people expanded their knowledge of economic development.
- **23** citizens enhanced their leadership skills by participation in leadership programs.
- **30** people became involved with their local government to address community issues.

Our Health

The health of our people contributes to quality of life. The chart below illustrates health risks of adults in Anderson County.

Figure 2. Health Risks.⁹



As a result of participation in Anderson County Extension programs:¹

- **263** people gained knowledge and skills to make lifestyle changes to improve their health.
- **1,515** people made lifestyle changes to improve physical health.
- **233** people increased their use of radon testers, smoke detectors, fire extinguishers, and other devices to ensure personal safety.

Sources

¹ Kentucky Cooperative Extension Service, Impacting Reporting, FY 2007 & FY2008.

² U.S. Bureau of the Census, Census 2000.

³ Kentucky Cabinet for Health and Family Services, Data Book, June 2008.

⁴ Annie E. Casey Foundation, Kentucky KIDS COUNT, 2005.

⁵ Kentucky Department for Public Health, County Health Priorities, 2004.

⁶ Kentucky Office of Employment and Training, Kentucky Labor Force Estimates, September 2008.

⁷ TransUnion LLC., Trend Data, Quarter 1 2008.

⁸ Kentucky Administrative Office of the Courts, November, 2008.

⁹ Kentucky Institute of Medicine, The Health of Kentucky: A County Assessment, 2007.