



University of Kentucky
College of Agriculture,
Food and Environment
Cooperative Extension Service

KENTUCKY

MASTER CLOTHING VOLUNTEER PROGRAM

December
2019
Newsletter

VOL. 28
NO. 3



CLOTHING and TEXTILES PROGRAM

240 Scovell Hall
Lexington, KY 40546-0064

Phone (859) 257-7772

Fax (859) 257-3095

<http://fcs-hes.ca.uky.edu/content/master-clothing-volunteer-program>



Bobbin' along with Marjorie

It is with bittersweet feelings that I write my final newsletter for the Kentucky Master Clothing Volunteer Program. It's been such a wonderful experience being able to connect with so many talented and dedicated volunteers that share my love for all things sewing related. I so appreciate being surprised at the fall training with your string of gifts and kind words during the Wednesday lunch. Thank you to all who contributed.

I looked back at my first newsletter that I wrote, fifteen years ago. I introduced myself as being the mother of three young adult children, aged 24, 21, and 15. Being a mom will always be my greatest joy, but being with you all has been my greatest delight. My children are now aged 39, 37, and 31. My two oldest (sons) have children of their own, making me a grandmother of two beautiful granddaughters and a handsome grandson. I am happy to say that my daughter will be getting married in the fall of 2020, so you know that means I will be the chief consultant on a bridal gown, as well as my own attire. My husband retired a year ago from working 40+ years for the same company. We are entering into a new phase of our lives and I couldn't be happier. We hope to travel and spend more time with our grandchildren and other family members. And maybe I will have more time to sew!

Those of you that attended the fall training in October had a chance to meet Jeanne Badgett. Jeanne has been my shadow the past several months as she learned about Extension and the Kentucky Master Clothing Volunteer Program which she will be taking over as the state coordinator following my retirement. She will be a great asset to the program leading it to bigger and better things. I feel confident I am leaving the program in good hands whilst working with the aid of the MCV steering committee. And, if they see fit in inviting me back to teach, I will do my best to accommodate those wishes.

Marjorie M. Baker

Marjorie M. Baker, M.S.
Extension Associate for Clothing and Textiles

Cooperative Extension Service
Agriculture and Natural Resources
Family and Consumer Sciences
4-H Youth Development
Community and Economic Development

Educational programs of Kentucky Cooperative Extension serve all people regardless of economic or social status and will not discriminate on the basis of race, color, ethnic origin, national origin, creed, religion, political belief, sex, sexual orientation, gender identity, gender expression, pregnancy, marital status, genetic information, age, veteran status, or physical or mental disability. University of Kentucky, Kentucky State University, U.S. Department of Agriculture, and Kentucky Counties, Cooperating.
LEXINGTON, KY 40546



Disabilities
accommodated
with prior notification.

SPOTLIGHT



Jeanne Badgett
Senior Extension Associate
University of Kentucky
Family and Consumer Sciences

What inspired you to seek a career in Clothing and Textiles?

I've always been interested in fabrics. I loved going to the fabric store with my mom when I was little and I had so much fun exploring the notion aisles. As a teenager, I went to G Street Fabrics and got so excited seeing all the fabric available. I really wanted to become a textile designer and design fabrics for interior textiles. Although I did not end up going down the "textile design" route, my undergraduate coursework in Merchandising, Apparel and Textiles at UK included an Independent Study in the Textile Testing Lab. From that experience I gained an appreciation for textile testing, product development, and apparel quality. I think learning about the properties of fibers and fabrics is fascinating and I enjoy sharing textile knowledge with others. My master's thesis from UK focused on the quality of various men's 100% cotton t-shirts – if you have about 45 minutes to spare, I'd love to present my data to you!

Your family, include children:

I was raised in New Jersey and Maryland but moved to Lexington in 1995 to go to UK. I met and married a Lexington native, Tom

Badgett, in 2000. We have three daughters: Beppy (17), Eleanor (15), and Lois (11). Tom and I are so proud of our girls and are grateful for everyday with them. My two older sisters live in Maryland, along with my dad. I enjoy taking my kids to Maryland every summer so we can visit with extended family.

Any other background information you would like to share:

Some of you may know that I am not an expert sewer (yet). I have done a little bit of sewing on my machine – hemming pants and making simple pillowcases. Marjorie is going to teach me how to sew in the spring and I will learn how to create all the samples in the MCV portfolio. I am looking forward to learning new skills. Once I become a seasoned sewer, I think I will enjoy sewing items such as tote bags made with interesting fabrics.

My hobby is organizing and I function best in tidy environments – however, I can easily overlook messes, so please know that I will never judge anyone if they are surrounded by piles of fabrics or they can never locate their sewing scissors buried in clutter. My family and friends like to tease me because I have a habit of labeling stuff (so that others know what it is)!

A silly quirk of mine is that I prefer to watch all movies or TV with the subtitles on, and I am big fan of watching "thrillers" or scary movies on mute so I don't get scared. I love to change out the décor in our home for all the holidays and I am always on the hunt for the "perfect" felted wool item to go along with the current season or holiday. An ideal vacation to me is spending several days wondering around Colonial Williamsburg, learning the history and browsing the shops (and buying anything made of felt or pewter). My favorite meal is grilled cheese with tomato soup. I am so happy to be in this new job, and even though coordinating the Master Clothing Volunteer Program is only a small portion of my responsibilities in Extension, I want you to know that you are important to me and appreciated. My week down at Jabez was a wonderful experience, and I look forward to many more annual trainings to come!

2019 Mid-rotation Training Memories



Brenda Pinkston – Pocket Change class



4-H STEAM Clothing class – Tote Bag



Jennifer and Mary teaching 4-H STEAM class



Wonder Clip Wristlet class



Waste Not, Want Not class tote bags



Kelly Mackey demonstrates the English smocking pleater to Kate Weiss



Carol Rushing- Carr presented Marjorie with a memory book



Marjorie was honored as a Kentucky Colonel



Anne Hillard presented Marjorie with a "string" of gifts from everyone!

Jeanne Badgett presented certificates for the Lingerie Applique challenge



Brenda Waller – Most Creative



Marion Mulligan – Most Skillfull



Wanda Reed – Post Practical



Susan Laws and Cathy Harville watch as Anne Hillard talks about sewing cork and vinyl Sewing Specialty Fabrics class



Visible Mending Class



Cheryl McCauley shows off her blanket stitched turkey pin




Kathy King, Class of 2018 shows off her fly-front zipper sample



Susan Kipp gives instruction to Gail Hinton in the Tunic Class

INTERFACING

KEHA 2020 Census Quilt



In the spring of 2019, the Kentucky Extension Homemakers Association (KEHA) was asked to consider a special project. Representatives from the Census Bureau inquired to see if KEHA would take on the task of creating a quilt including a square from each of Kentucky's 120 counties for use in promoting the 2020 Census. The challenge was accepted, and the project was initiated in May.

In four short months, KEHA members across the state designed and created quilt squares representing each Kentucky County. Marlene McComas, KEHA Past President, worked with Grant County KEHA members to piece and finish the quilt. Special thanks to Linda Evans who led the quilt top construction and quilt binding, with assistance from Linda Lawrence. The machine quilting was completed by Lillian Thompson.

This unique project has provided KEHA with an opportunity to showcase the organization's tenets of education, leadership and service.

The quilt block designs and explanations will help viewers learn more about our state while showcasing the creativity of KEHA members. In addition, the quilt reminds viewers that every individual in every county counts – a key reminder for the 2020 Census. The project embodied leadership as KEHA members worked to make an idea a reality in less than four months. Service was on display as members volunteered their time and utilized their talent to create this beautiful fiber art. It is more than a quilt – it is an example of teamwork and achieving a common goal.

Eighteen Certified Master Clothing Volunteers were among those that contributed to making the 2020 Census quilt. Follow this link for more info and to find out who they are:

<http://keha.ca.uky.edu/content/keha-creates-2020-census-quilt>

News for the 2019 Annual Reports

Joetta Maynard – Northeast Area

Pike County Master Clothing Volunteers planned a holiday sewing class at the extension office. Kits were prepared to make casserole carriers. Participants only needed to bring their sewing machines.

Rita Spence – Northeast Area

Greenup County MCV and leaders made KEHA sashes for KEHA hostesses to wear at the State meeting. These should be available to use for many years. These sashes will make it easy to recognize a hostess when help is needed.

Cathy Harville – Northeast Area

The Pike County Quilt Guild held its first "Quilt Show" during the Annual Appalachian Seed Swap on Saturday, April 6, 2019. Over 90 items were on display which showcased quilts of different sizes and designs, table runners, memory bears, embroidered items and so much more, all made by Quilt Guild members. Cathy was pleased to be on the planning committee along with two others. They worked on

securing a place to have the show as well as developing a form for check-in and check-out of items and labels for the items that told about the item. They had over one hundred twenty-five visitors and received great media coverage. They feel the show was a success and plan to hold it again next year.

Geri Willis – Northeast Area

Her “Sew Blessed” group at First Presbyterian Church sewed 60 travel size pillows and 60 crayon bags filled with crayons and coloring books for children in the hospital at Cincinnati Children’s Hospital as a community service project.

Sandy Davis – Louisville Area

Her “Sew What” Community Sewing Group continues to sew numerous community service projects to give back to the Louisville area community. The ladies are continuously making “cough” pillows (90) for Norton Suburban Cancer Treatment Center; filled toiletry bags (5), stuffed bears (9), stuffed dolls (7), numerous p.j. sets, baby dress/bonnet/diaper cover sets, bibs, receiving blankets, booties, baby washcloths, burp cloths, onesies, felt tote bags – all for the Community Social Ministries and Infant Resource Project at Walnut Street Baptist Church in the inner-city of Louisville. They’ve attempted to conduct at least one community service workday each year since beginning the endeavor in 2011.

In the summer of 2018, they participated in their own “Sew-Along” working on a beginning sewing project (apron) that had 7 different basic sewing techniques for the beginning sewist. Sandy recorded 3 instructional videos on her cell phone and emailed them to the students as part of their homework assignment between sessions. That was a completely new experience for Sandy!

They started a Christmas get-together at a restaurant in early December about three years ago, just to get together as their closing meeting of the year, and that has proved to be a great way to fellowship and relax outside of a setting where they bring their sewing machines and supplies to class to work on a project. The Sew What Group is a hard-

working group of ladies who enjoy getting together each month to learn new and challenging techniques. Some are dealing with health and family issues, but they will keep meeting as long as possible in the future.

Judy Hetterman – Northern KY Area Contact Agent

Judy mentioned that the MCV’s extend knowledge of sewing to Youth & Adults. MCV’s help out by teaching programs that the Extension Agents do not have the time or knowledge to teach.

Sheryl Bailey – Mammoth Cave Area (Hart County)

Her local quilt club and various 4-H students have participated for 5 years making Fleece Throws and Pillow Cases that have been donated to our local Child Care Services to be given to kids that are in need of these items due to removal from their homes. Although Sheryl has not witnessed children receiving their throws, she’s been told that the stressed children look in their duffle bags and immediately wrap themselves in the throws the group made (for comfort, security, and warmth all in one). Sheryl plans to keep working on this program as long as there is a need to support the kids in her area.

Brenda Pinkston – Green River Area

Brenda put together a quilt from 1930’s reproduction fabrics and paid to have it machine quilted. She donated the quilt to her home church in Calhoun, KY – which, in turn, raffled the quilt off and raised \$350 from raffle tickets. Brenda enjoys sewing and donating quilts and other items that can be used to help raise money for needed projects.

Linda Lawrence – Purchase Area

Last year Linda helped Millie Green (Purchase Area MCV) teach a “Mother/Daughter” beginning sewing classes. At the first class they even had a father there, but after one class, he decided he’d had enough. Seeing the remaining mother and daughter continue to learn together was a blessing. Moments like these validate our program.

Aggie Fink – Licking River Area

Aggie has been a Master Clothing Volunteer for 29 years. She relocated to the Licking River area from the Northeast area. She is excited about the new area sewing classes. This will be the first time for the area to offer a sewing class. She is looking forward to working with Licking River Area ladies in the coming years.

✓ **DOROTHY DO RIGHT** ✓

The Perfect Patch Pocket

Making the perfect patch pocket can be challenging at best. Below are a few tips to make the process go smoothly.



Calendar of Events



January

21-25 *Jabez Quilt Seminar*, Lake Cumberland 4-H Educational Center


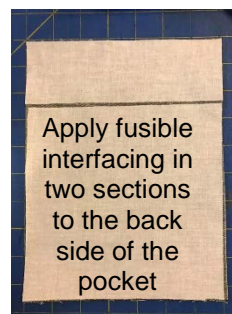
February 13-15, 2020 *Kentucky Volunteer Forum*, Hyatt Regency & Lexington Convention Center

April 14-15 *It's Sew Fine Sewing Expo for Home and Family*, Boone County Enrichment Center

April 21-23, 2020 KEHA state meeting, Owensboro Convention Center

June 30 Annual reports due to area contact agents

October 26-30, 2020 *Statewide Training Week*, Lake Cumberland 4-H Educational Center





Wrist Band Holder for Wonder Clips

By Anne Hillard, Fort Harrod Area CMCV

Supplies:

Felt or fleece strip 2 ½" x 24"

Fabric strip – Large wrist 6 ½" x 10 ½"

Small wrist 6 ½" x 9 ½"

2-3" Velcro® strip

Hand sewing needle and sewing machine

Thread

Instructions:

Fold felt strip in half. Sew 1/8" seam down long open edge to join sides together. (Not on fold)

Mark line ½" down from fold. Clip slits ½" in fold side about ½" apart.

Thread needle with double thread. Roll seamed edge like a flower. Hand stitch with whip stitch to catch all edges of rosette to form a flower shape.

For wrist band turn short ends in ¼-inch and press. Fold in half with long edges together, press the fold. Open and fold the raw edges to the center. Press again and refold on center crease. Top stitch 1/8-inch away from all four edges.

Stitch separated Velcro® piece to one end of wrist band and flip over and sew other Velcro® piece to other end. Try on wrist and center rosette on top. Hand stitch to wrist band.

