



LAUREL COUNTY

Judi O' Bryan,
County Extension Agent, Family and Consumer Sciences

BUILDING STRONG FAMILIES FOR KENTUCKY 2015



OUR FOCUS

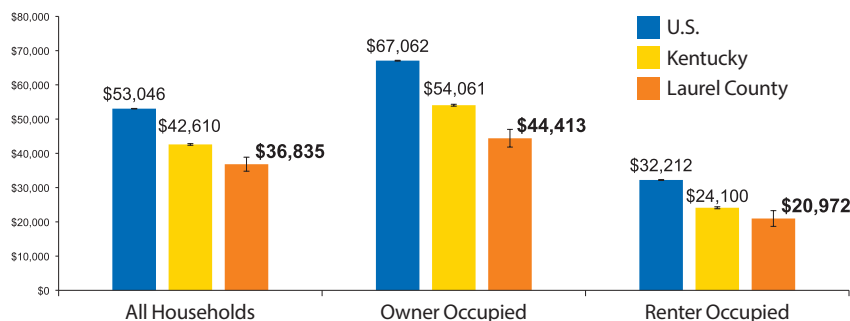
Family and Consumer Sciences (FCS) Extension is committed to improving the health and well-being of individuals and families in Laurel County. To help families make wise decisions, our educational programs focus on:

- **Making Healthy Lifestyle Choices** that influence health and well-being
- **Nurturing Families** as they cope with fewer resources and more demands
- **Embracing Life as We Age** to live independently longer
- **Securing Financial Stability** in a turbulent economic period
- **Promoting Healthy Homes and Communities** that recycle, reduce waste, and protect our environment
- **Accessing Nutritious Food** that is affordable, available, and safe
- **Empowering Community Leaders** as we all work to sustain and improve our communities

In 2013-2014, Family and Consumer Sciences Extension made **61,372** contacts with Laurel County individuals and families.¹

OUR PEOPLE

Median household income by housing type* (2008-2012)²



SPOTLIGHT ON ...

SAVING MONEY SOUPER QUICK

Kentucky has one of the highest rates of poverty in the United States, so feeding a family on a budget is paramount. The Laurel County FCS Extension agent presented Souper Quick, a program that promotes healthy, economical meals. The program encouraged families to prepare soups at home, demonstrated the ease of preparation, and taught food safety techniques. The program reached 1,163 participants in eight counties. In an initial survey, 99% of participants said they learned something new and would try the recipes. In a follow-up survey four months after the program, 88% said they had used the recipes provided, 88% had saved money, 79% had prepared more meals at home, and 87% had used better food safety techniques.

<http://hes.uky.edu/StrongFamilies>

Housing has long been recognized as a basic human need. Yet, because housing is often a family's largest expense and largest debt, it can be a stumbling block for many. Safe, lower-cost housing options are often limited for struggling families, and this can lead them into crisis. Family and Consumer Sciences Extension helps people improve home safety, lessen their environmental footprint, and strengthen financial stability. It also helps communities promote healthy lifestyles throughout the lifespan by supporting strong family home environments. Please tell us ways you think we can do more.

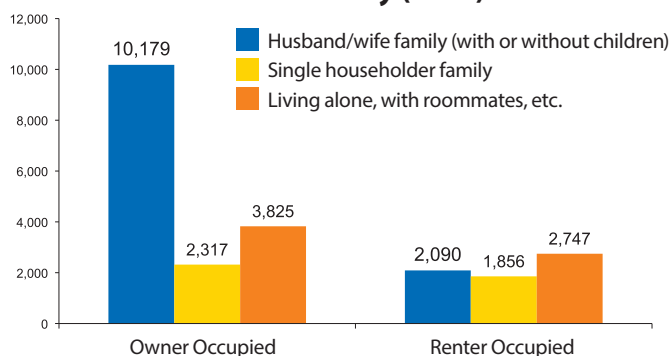
AVAILABILITY

In 2010, in Laurel County, there were...³

- **6,693** renter households
- **16,321** homeowner households
- **607** vacant housing units for rent
- **296** vacant housing units for sale

According to the Kentucky Department of Education, in 2012-2013, **83** children were homeless or were precariously housed in Laurel County.⁴

Number of households by housing type* in Laurel County (2010)³



HEALTH AND SAFETY

In Laurel County, it is estimated that in 2008-2012...²

- half of all renter-occupied housing was built before **1985** (+/- 3 years)
- half of all owner-occupied housing was built before **1988** (+/- 1 years)

According to 2008-2012 American Community Survey² estimates in Laurel County...

- **3.5%** (+/- 1.0) of all households had no landline or cell phone
- **22.1%** (+/- 2.0) of workers living in Laurel County worked in Kentucky but outside the county and **1.3%** (+/- 0.6) worked outside the state
- Half of all workers traveled **21.9** (+/- 0.9) or more minutes to work

AFFORDABILITY

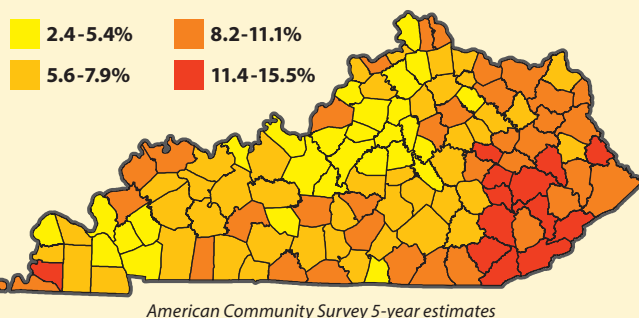
According to American Community Survey estimates for Laurel County, in 2008-2012...²

- **39.3%** (+/- 4.7) of renter households paid **35%** or more of their income for rent and utilities
- **21.4%** (+/- 2.7) of homeowner households with a mortgage and **7.9%** (+/- 1.9) of homeowner households without a mortgage paid **35%** or more of their income for housing costs
- **45.2%** (+/- 2.2) of homeowner households did not have a mortgage
- **26.4%** (+/- 2.1) of all housing units were mobile homes

According to the most recent poverty estimates, in 2012, **20.7%** (+/- 3.4) of residents in the county were living below poverty.⁵

In 2013, residents needed to earn **\$11.23** an hour (or work **1.5** jobs at \$7.25 an hour**) to afford a two-bedroom apartment at Fair Market Rent in Laurel County.⁶

Estimated percentage of households without a vehicle (2008-2012)²



SOURCES:

- ¹ Kentucky Cooperative Extension reporting, FY 2014
 - ² 2008-2012 American Community Survey 5-Year Estimates, U.S. Census Bureau
 - ³ 2010 Decennial Census, U.S. Census Bureau
 - ⁴ Kentucky Dept. of Education <http://education.ky.gov/federal/progs/txc/Pages/TX-Docs.aspx> (Data for school districts were combined to produce the county total.)
 - ⁵ Small Area Income and Poverty Estimates, U.S. Census Bureau
 - ⁶ Out Of Reach 2014, National Low Income Housing Coalition
- * Data refer to housing tenure (owner or renter).
** The current federal minimum wage