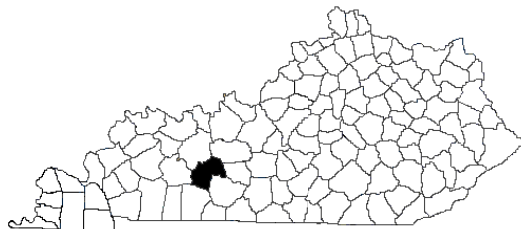


# Building Strong Families for Kentucky

## ..... in Butler County

Tracy Thornton, County Extension Agent,  
Family and Consumer Sciences



Family and Consumer Sciences Extension is committed to improving the quality of life for individuals and families in Butler County resulting in strong families for Kentucky. Educational programs focus on:

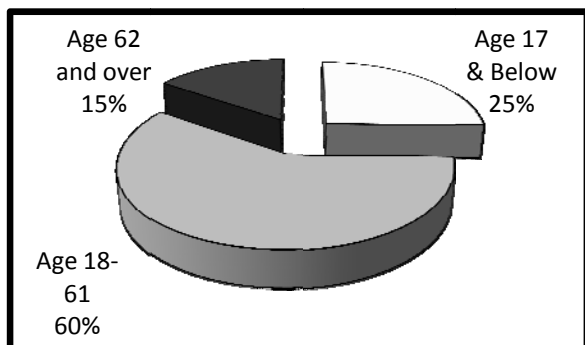
- Making Beneficial Lifestyle Choices***
- Nurturing Families***
- Embracing Life as You Age***
- Securing Financial Stability***
- Promoting Healthy Homes and Communities***
- Accessing Nutritious Food***
- Empowering Community Leaders***

Family and Consumer Sciences Extension made **4,850** contacts with Butler County families during 2007-2008.<sup>1</sup>

### Our People

The 2000 U.S. Census reported total population as **13,010**.<sup>2</sup> The graph below indicates the percentage by age group.

Figure 1. Population by Age Group<sup>2</sup> (n=13,010)



### Spotlight on . . .

#### ***Promoting Healthy Homes and Communities***



Being prepared to handle disasters and emergencies is an important practice. To ensure that local citizens safe and informed, a Disaster Preparedness Summit was held with leadership from the FCS agent. The Summit provided training on severe weather preparedness, fire extinguisher use, individual and family disaster planning, assembling a disaster supplies kit, electrical safety during a disaster, and an introduction to Community Emergency Response Teams (CERT), Neighborhood Watch, and Medical Reserve Corps. The Summit will become an annual event held in September.<sup>1</sup>

## Our Families

Using data from the 2000 U.S. Census, Butler County families can be described as follows:<sup>2</sup>

- **3,718** families reside in the county.
- **488 families (13.1%)** live below poverty level.
- Median family income is **\$35,317**.
- **126** grandparents are responsible for the care of their grandchildren.

According to the Kentucky Cabinet for Health and Family Services, **2,247** people in Butler County receive food stamps. The average family food stamp benefit is **\$199.76** per month.<sup>3</sup>

In the county, **55** children live in out-of-home care.<sup>4</sup> In 2004, there were **5** incidents of adult abuse and **25** incidents of child abuse.<sup>5</sup>

### ***As a result of participation in Butler County Extension programs:***<sup>1</sup>

- **170** adults and youth improved their ability to make informed and effective decisions.
- **7** people adopted money management practices to reduce debt and/or increase savings.
- **76** people used safe practices to store, handle and prepare food.
- **292** food stamp eligible or recipient families consumed more fruits and vegetables daily.

## Our Community

Unemployment rates are a key economic indicator. In September 2008, the rate of unemployment in Butler County was **7.7%**. This represented a **31%** increase from the September 2007 level of **5.9%**.<sup>6</sup>

Mortgage and bank card delinquency rates and foreclosure filings are important financial indicators of community well-being. In Butler County, 90-day mortgage delinquency rates have increased by **609%** and 60-day bank card delinquency rates have increased by **19%**.<sup>7</sup>

Access to health insurance is another important factor contributing to family well-being. In Butler County, **14%** of the people under age 65 are uninsured.<sup>8</sup>

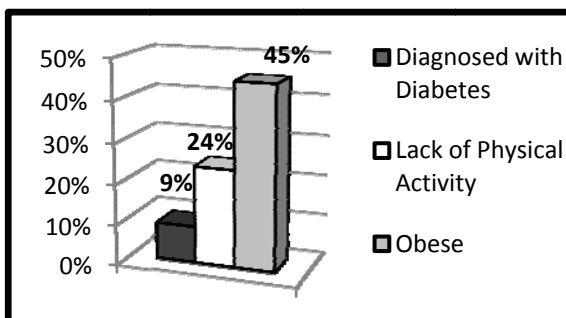
### ***As a result of participation in Butler County Extension programs:***<sup>1</sup>

- **27** people expanded their knowledge of economic development.
- **233** citizens enhanced their leadership skills by participation in leadership programs.
- **488** adults and youth utilized improved communication, problem solving, and group process skills to address community needs.
- **148** people were involved in addressing issues of their community.

## Our Health

The health of our people contributes to quality of life. The chart below illustrates health risks of adults in Butler County.

Figure 2. Health Risks.<sup>8</sup>



### ***As a result of participation in Butler County Extension programs:***<sup>1</sup>

- **469** people made lifestyle changes to improve physical health.
- **278** people implemented new practices to maintain health and well-being.
- Butler County Extension is involved in **15** community coalitions.

### **Sources**

<sup>1</sup> Kentucky Cooperative Extension Service, Impacting Reporting, FY2008.

<sup>2</sup> U.S. Bureau of the Census, Census 2000.

<sup>3</sup> Kentucky Cabinet for Health and Family Services, Data Book, June 2008.

<sup>4</sup> Annie E. Casey Foundation, Kentucky KIDS COUNT, 2005.

<sup>5</sup> Kentucky Department for Public Health, County Health Priorities, 2004.

<sup>6</sup> Kentucky Office of Employment and Training, Kentucky Labor Force Estimates, September 2008.

<sup>7</sup> TransUnion LLC., Trend Data, Quarter 1 2008.

<sup>8</sup> Kentucky Institute of Medicine, The Health of Kentucky: A County Assessment, 2007.